



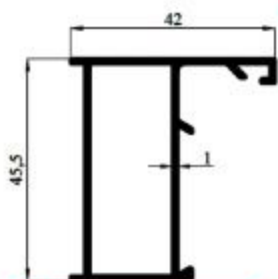
**Almin**  
Alüminyum Profil

CAMASIFIKSI SİSTEMLERİ  
CERÇEVE PROFİLLERİ  
DUVAR PROFİLLERİ  
KUPESİ SİSTEMLERİ  
ÖZEL PROFİLLER  
PnöMATİK PROFİLLER  
KORUMA PROFİLLERİ  
SİNGÜLÜR PROFİLLER  
SİSTEM PROFİLLERİ

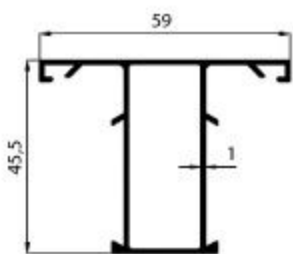
**A** LÜMİNYUM  
profil



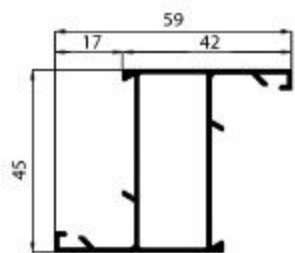
SAYFA	ÜRÜN ADI
4-5	Aldoks Profilleri
6-11	Asansör Profilleri
12-13	Aydınlatma Profilleri
14-16	C60 Profilleri
17-33	Cam Balkon Profilleri
34	Cephe Profilleri
35-36	Çadır Tente Profilleri
37	Çamaşır Askı Profilleri
38-39	Çelik Kapı Profilleri
40	Çerçeve Profilleri
41	Dekorasyon Profilleri
42-43	Dorse Profilleri
44-45	Duşakabin Profilleri
46-47	Fitul Profilleri
48	Fuar Profilleri
49	Gergi Tavan Profilleri
50-51	Güneş Enerji Profilleri
52-57	Havalandırma Profilleri
58-60	Isı Yalıtım Profilleri
61-6667	İnşaat Profilleri
-68	Kıbrıs Yunan Profilleri
70	Klips Sistem Profilleri
70	Köşe Takoz Profilleri
71-73	Küpeşte Profilleri
74-79	Mobilya Profilleri
80-83	Otomatik Kapı Profilleri
84-90	Otomotiv Profilleri
91-92	Panjur Profilleri
93-97	Radyatör Profilleri
98-101	Reklam Profilleri
102	Sigma Profilleri
103	Sineklik Profilleri
104-105	Sistem Profilleri
106-107	Sürme Profilleri
108-115	Standart Profiller



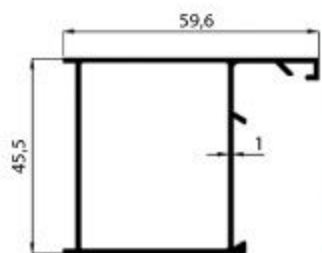
**ALM 1100** 0,444 kg/m



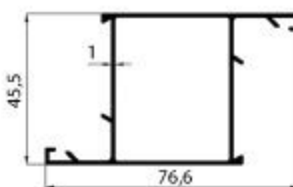
**ALM 1102** 0,557 kg/m



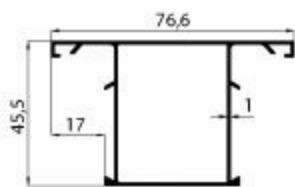
**ALM 1103** 0,557 kg/m



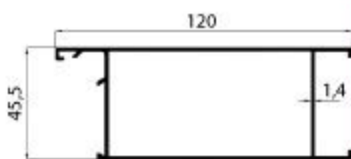
**ALM 1104** 0,568 kg/m



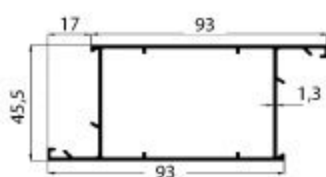
**ALM 1105** 0,453 kg/m



**ALM 1106** 0,453 kg/m



**ALM 1464** 1,233 kg/m

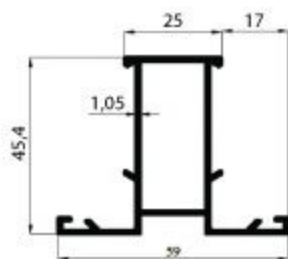


**ALM 1588** 1,073 kg/m



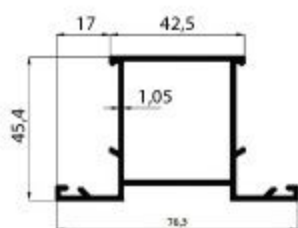
**ALM 1692** 1,363 kg/m

# ALDOKS PROFILES ALDOKS PROFİLLERİ

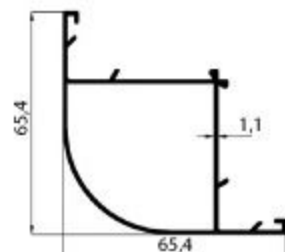


**ALM 1164** 0,588 kg/m

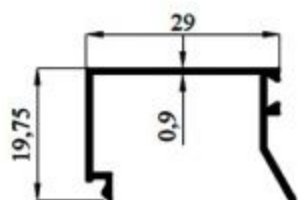
59



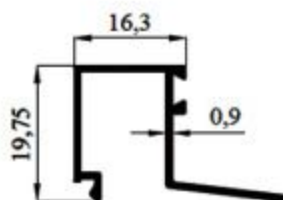
**ALM 1165** 0,677 kg/m



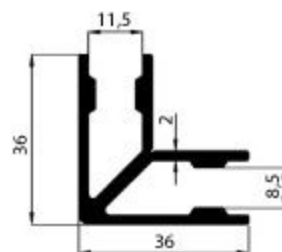
**ALM 1874** 0,715 kg/m



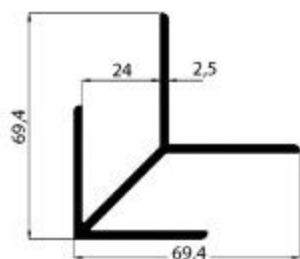
**ALM 1101** 0,187 kg/m



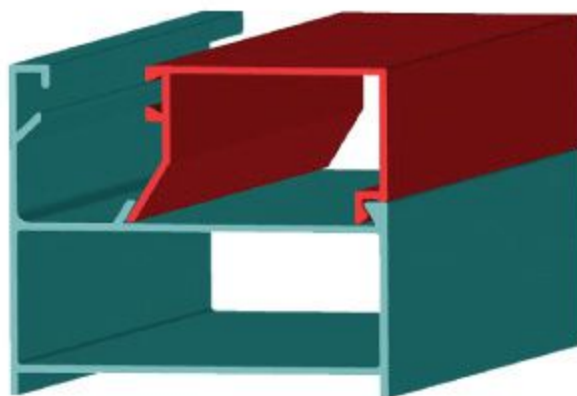
**ALM 1107** 0,193 kg/m

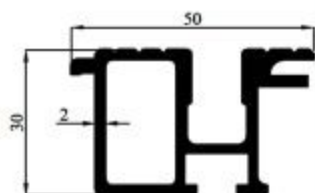


**ALM 1459** 0,658 kg/m

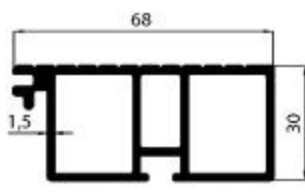


**ALM 1589** 1,325 kg/m

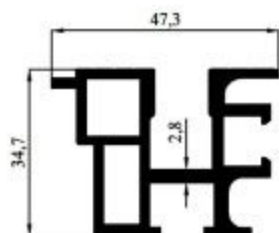




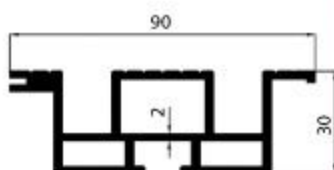
**ALM 1062** 0,952 kg/m



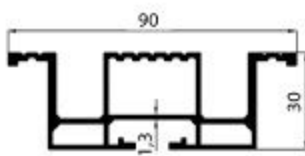
**ALM 1079** 1,127 kg/m



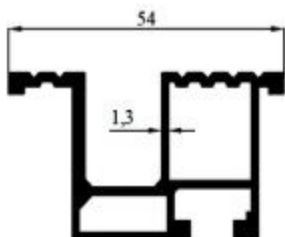
**ALM 1125** 1,104 kg/m



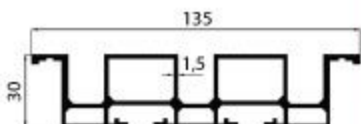
**ALM 1142** 1,757 kg/m



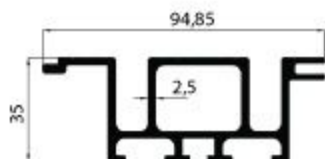
**ALM 1990** 1,329 kg/m



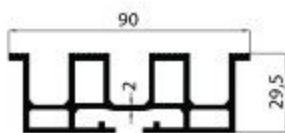
**ALM 2249** 0,865 kg/m



**ALM 2348** 2,045 kg/m

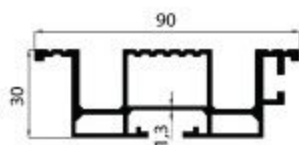


**ALM 2449** 1,804 kg/m

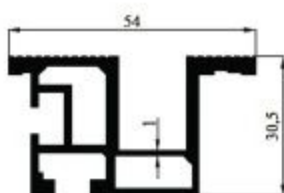


**ALM 2467** 1,721 kg/m

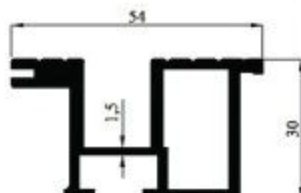
# LIFT PROFILES ASANSOR PROFİLLERİ



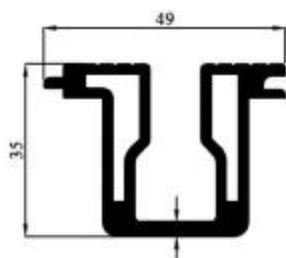
**ALM 2495** 1,420 kg/m



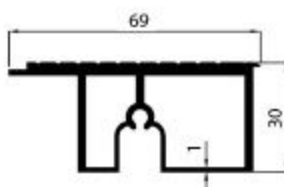
**ALM 2512** 1,846 kg/m



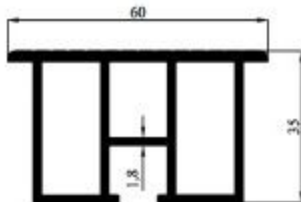
**ALM 1141** 1,052 kg/m



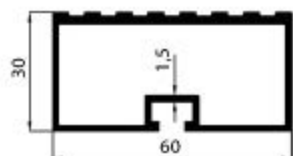
**ALM 2190** 1,274 kg/m



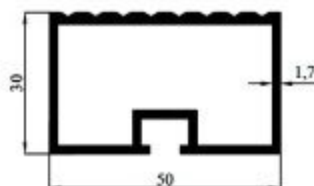
**ALM 1140** 1,157 kg/m



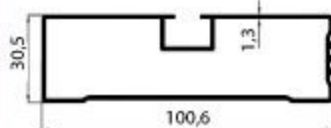
**ALM 2041** 1,255 kg/m



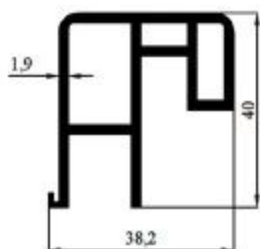
**ALM 1632** 1,951 kg/m



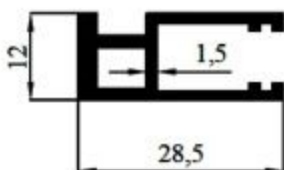
**ALM 2466** 1,942 kg/m




**ALM 2721** 1,029 kg/m



**ALM 2347** 0,911 kg/m



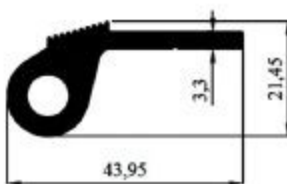
**ALM 1431** 0,326 kg/m



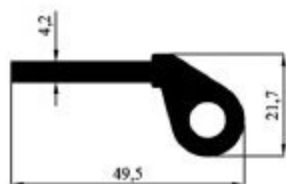
**ALM 2553** 7,366 kg/m



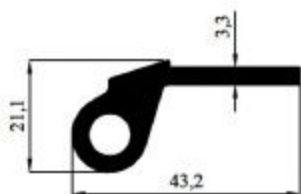
**ALM 2580** 3,811 kg/m



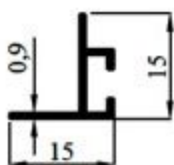
**ALM 1161** 0,779 kg/m



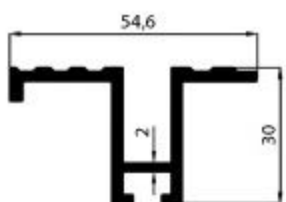
**ALM 1086** 0,922 kg/m



**ALM 2716** 0,722 kg/m



**ALM 1088** 0,093 kg/m



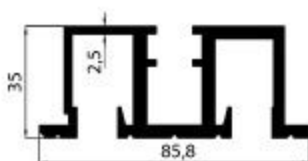
**ALM 1089** 0,817 kg/m



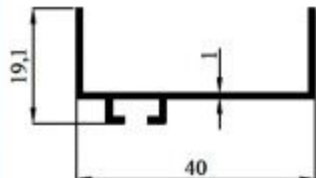
# LIFT PROFILES ASANSOR PROFİLLERİ



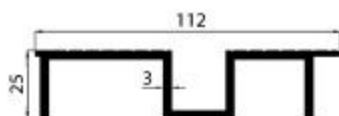
**ALM 1090** 1,425 kg/m



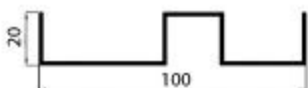
**ALM 1779** 2,332 kg/m



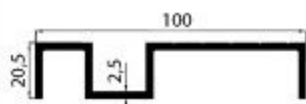
**ALM 1224** 0,217 kg/m



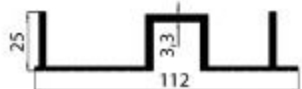
**ALM 1085** 1,575 kg/m




**ALM 1087** 0,661 kg/m



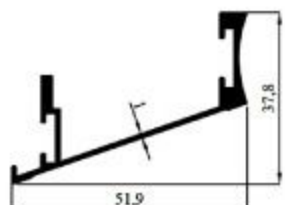
**ALM 2191** 1,163 kg/m



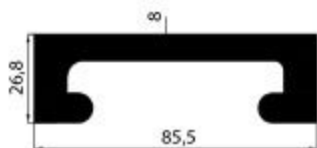
**ALM 2723** 1,391 kg/m




**ALM 1080** 1,142 kg/m



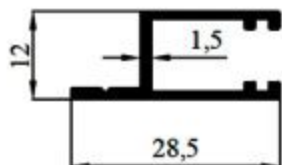
**ALM 1081** 0,025 kg/m



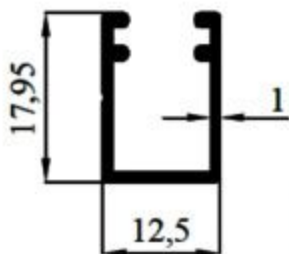
**ALM 1556** 0,222 kg/m



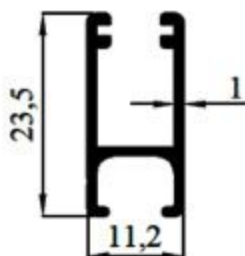
**ALM 2192** 0,721 kg/m




**ALM 1890** 0,211 kg/m



**ALM 2235** 0,152 kg/m



**ALM 2442** 0,184 kg/m



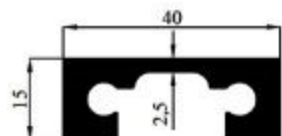
**ALM 1091** 0,456 kg/m



**ALM 1160** 0,120 kg/m

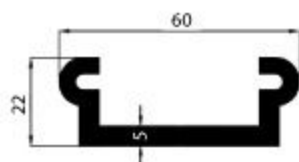


**ALM 2717** 0,318 kg/m

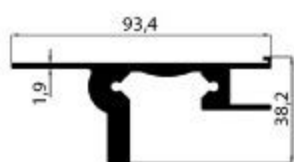


**ALM 2281** 0,843 kg/m


# LIFT PROFILES ASANSOR PROFİLLERİ



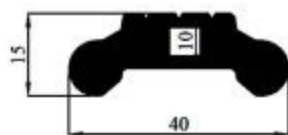
**ALM 1847** 1.258 kg/m



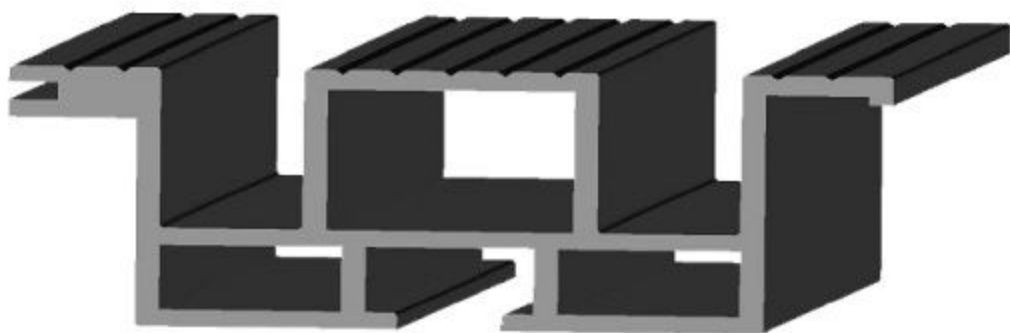
**ALM 2349** 1.921 kg/m

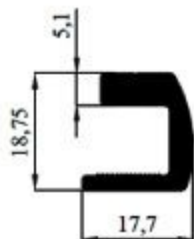


**ALM 2599** 0.417 kg/m

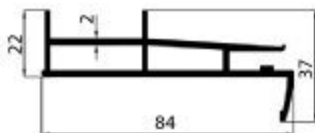


**ALM 2645** 1.065 kg/m

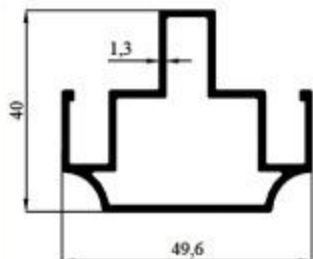




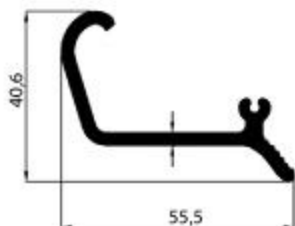
**ALM 1248** 0,414 kg/m



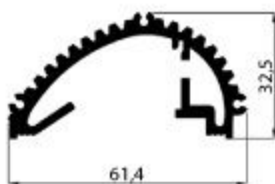
**ALM 1477** 1,152 kg/m



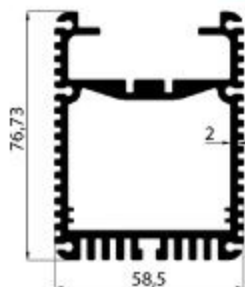
**ALM 1602** 0,491 kg/m



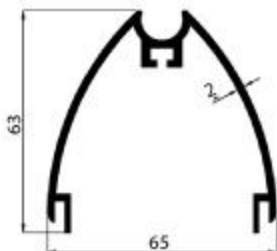
**ALM 1603** 0,835 kg/m



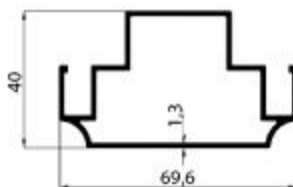
**ALM 1638** 1,065 kg/m



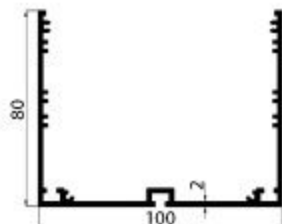
**ALM 1731** 0,919 kg/m



**ALM 2189** 1,842 kg/m

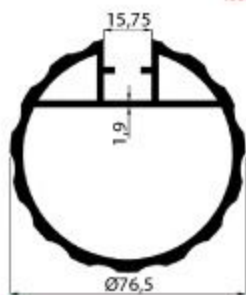


**ALM 2219** 0,832 kg/m

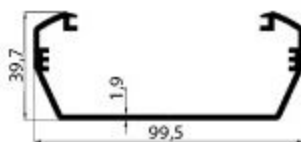


**ALM 2248** 1,748 kg/m

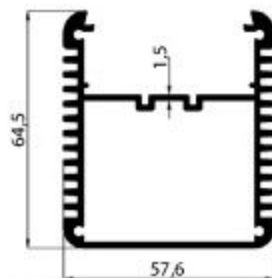
## LIGHTING PROFILES AYDINLATMA PROFİLLERİ




ALM 2371 2,449 kg/m



ALM 2502 1,108 kg/m

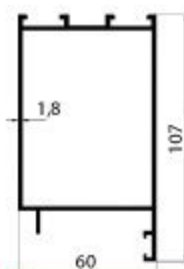


ALM 2503 1,626 kg/m

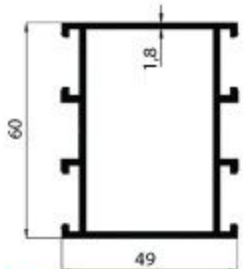


ALM 2640 1,672 kg/m

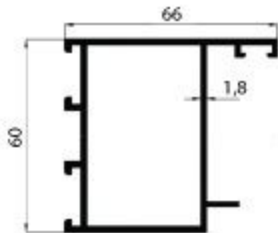




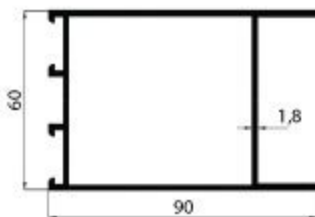
**ALM 1481** 1,670 kg/m



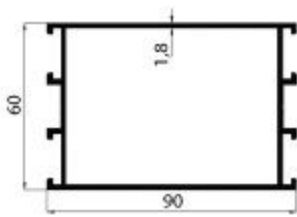
**ALM 1482** 1,219 kg/m



**ALM 1483** 1,290 kg/m



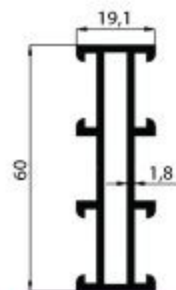
**ALM 1484** 1,537 kg/m



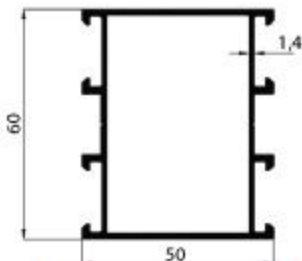
**ALM 1485** 1,418 kg/m



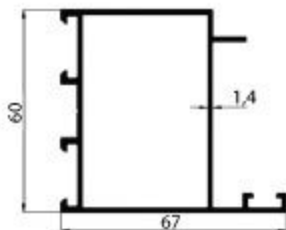
**ALM 1486** 1,956 kg/m



**ALM 1487** 0,913 kg/m



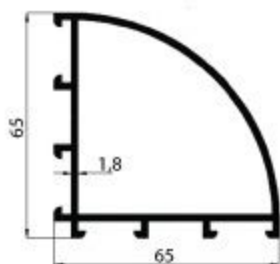
**ALM 1683** 1,007 kg/m



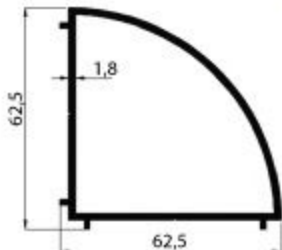
**ALM 1686** 1,839 kg/m

# C60 SYSTEM PROFILES

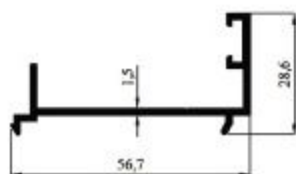
## C60 SİSTEM PROFİLLERİ



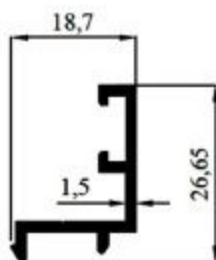
**ALM 1494** 1,284 kg/m



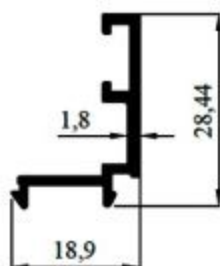
**ALM 1687** 1,051 kg/m



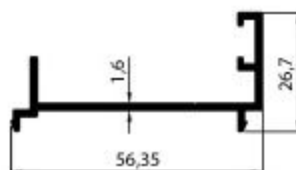
**ALM 1492** 0,432 kg/m



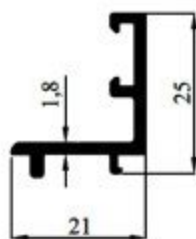
**ALM 1493** 0,230 kg/m



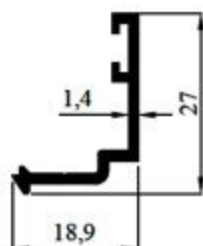
**ALM 1719** 0,223 kg/m



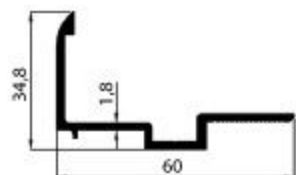
**ALM 1720** 0,455 kg/m



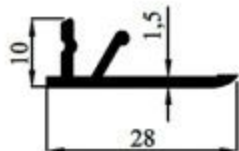
**ALM 1741** 0,265 kg/m



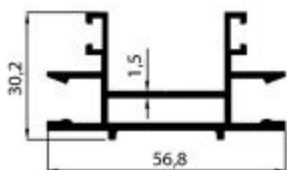
**ALM 2522** 0,208 kg/m



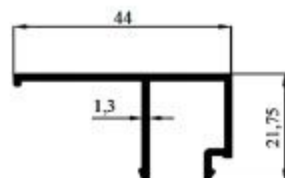
**ALM 2498** 0,537 kg/m



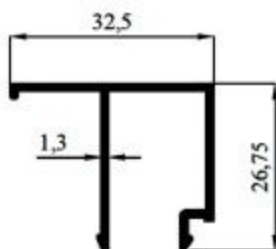
**ALM 2499** 0,171 kg/m



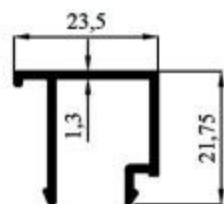
**ALM 2500** 0,743 kg/m



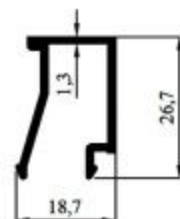
**ALM 1488** 0,323 kg/m



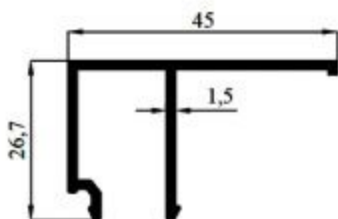
**ALM 1489** 0,317 kg/m



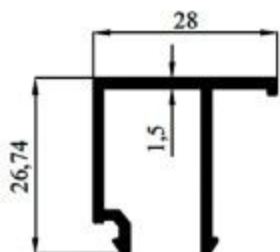
**ALM 1490** 0,250 kg/m



**ALM 1491** 0,269 kg/m



**ALM 1684** 0,418 kg/m



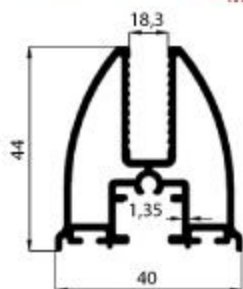
**ALM 1685** 0,241 kg/m



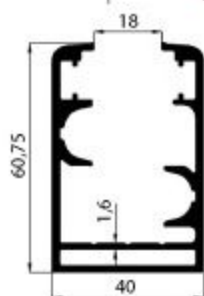


# GLASS BALCONY PROFILES CAM BALKON PROFİLLERİ

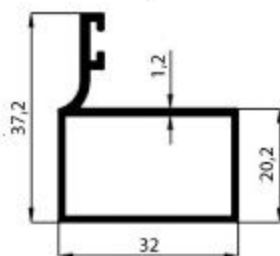
## FIRTINA SERİ



**ALM 2043** 0,989 kg/m

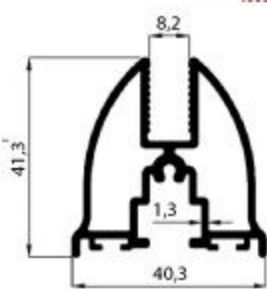


**ALM 2042** 1,425 kg/m

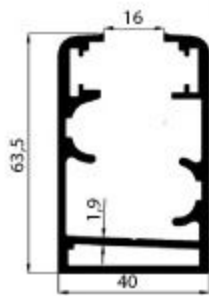


**ALM 2044** 0,426 kg/m

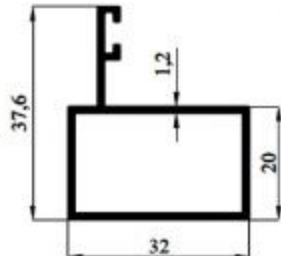
## GOLD SERİLER



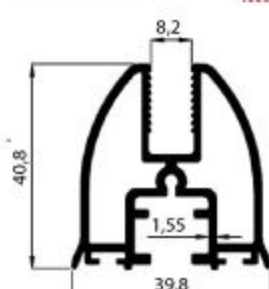
**ALM 1796** 0,851 kg/m



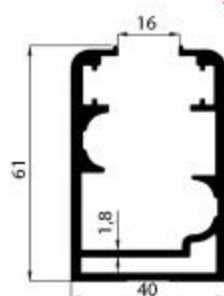
**ALM 1797** 1,574 kg/m



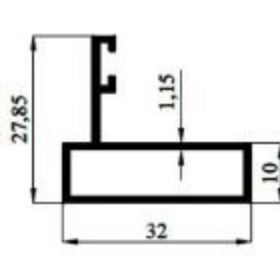
**ALM 1193** 0,407 kg/m



**ALM 2095** 0,932 kg/m



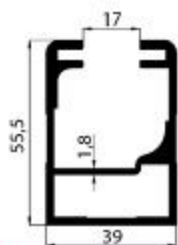
**ALM 2094** 1,531 kg/m



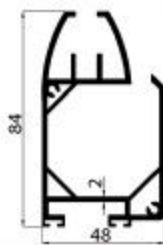
**ALM 1163** 1,488 kg/m



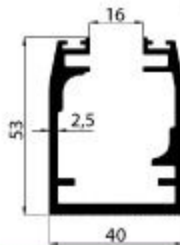
## GLASS BALCONY PROFILES CAM BALKON PROFİLLERİ



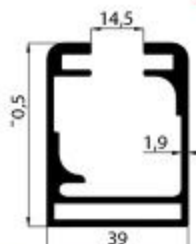
**ALM 1064** 1.399 kg/m



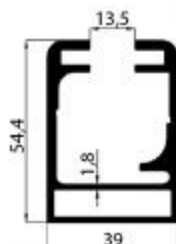
**ALM 1151** 1.844 kg/m



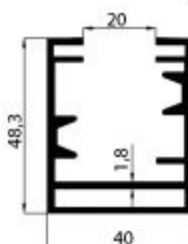
**ALM 1153** 1.292 kg/m



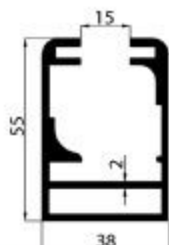
**ALM 1166** 1.304 kg/m



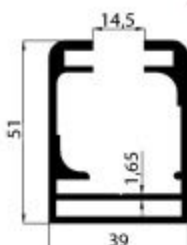
**ALM 1177** 1.462 kg/m



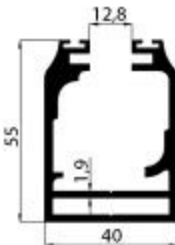
**ALM 1214** 1.161 kg/m



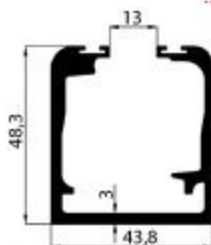
**ALM 1219** 1.427 kg/m



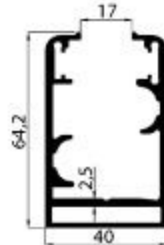
**ALM 1220** 1.287 kg/m



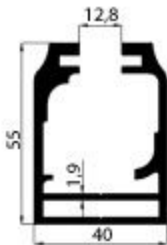
**ALM 1227** 1.572 kg/m



**ALM 1240** 1.285 kg/m

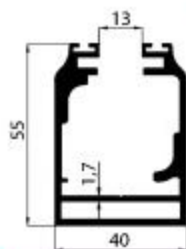


**ALM 1310** 1.537 kg/m

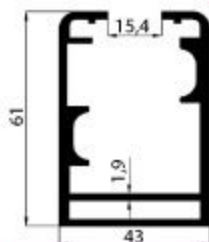


**ALM 1382** 1.437 kg/m

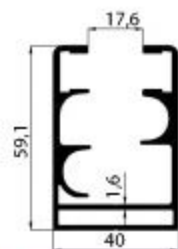
# GLASS BALCONY PROFILES CAM BALKON PROFİLLERİ



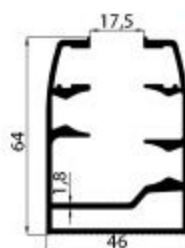
**ALM 1402** 1.452 kg/m



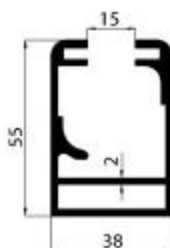
**ALM 1515** 1.647 kg/m



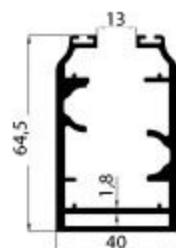
**ALM 1554** 1.355 kg/m



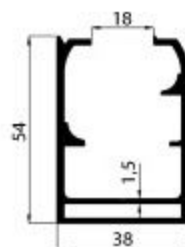
**ALM 1561** 1.433 kg/m



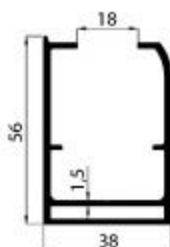
**ALM 1564** 1.395 kg/m



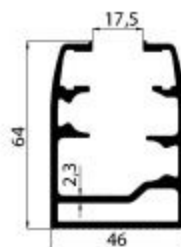
**ALM 1566** 1.644 kg/m



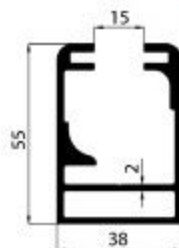
**ALM 1567** 1.046 kg/m



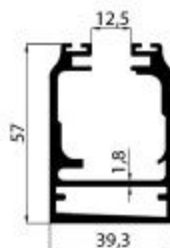
**ALM 1568** 0.954 kg/m



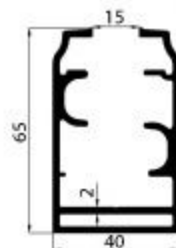
**ALM 1631** 1.738 kg/m



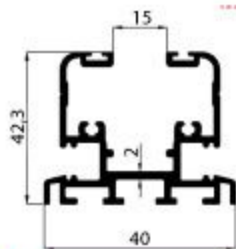
**ALM 1641** 1.416 kg/m



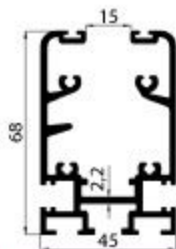
**ALM 1649** 1.565 kg/m



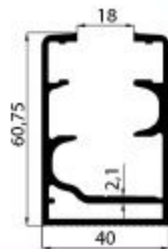
**ALM 1668** 1.549 kg/m



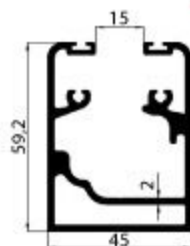
**ALM 1682** 1.188 kg/m



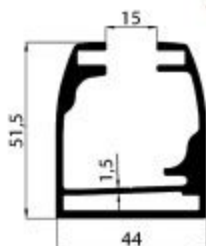
**ALM 1702** 1.885 kg/m



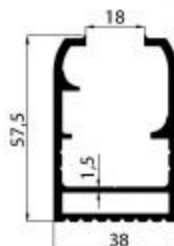
**ALM 1706** 1.418 kg/m



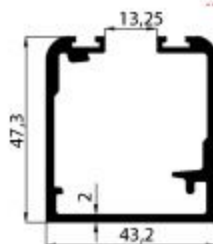
**ALM 1724** 1.643 kg/m



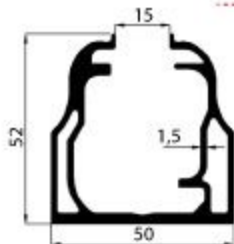
**ALM 1740** 1.447 kg/m



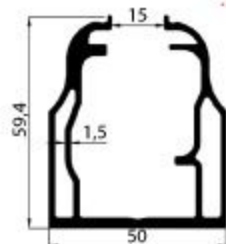
**ALM 1746** 1.264 kg/m



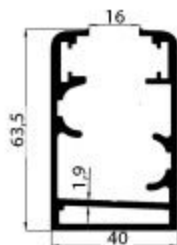
**ALM 1776** 1.858 kg/m



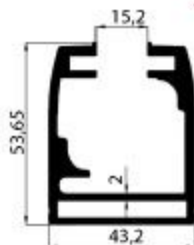
**ALM 1783** 1.484 kg/m



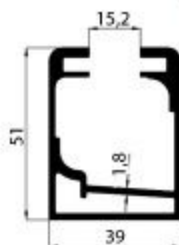
**ALM 1785** 1.580 kg/m



**ALM 1797** 1.576 kg/m

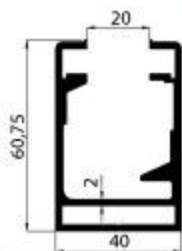


**ALM 1802** 1.699 kg/m

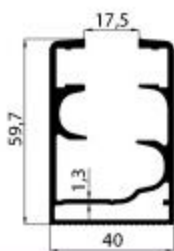


**ALM 1803** 1.261 kg/m

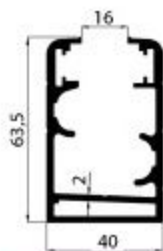
# GLASS BALCONY PROFILES CAM BALKON PROFİLLERİ



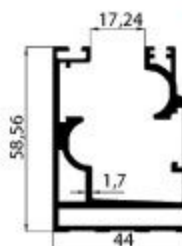
ALM 1821 1.545 kg/m



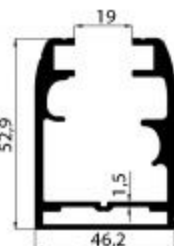
ALM 1823 1.273 kg/m



ALM 1845 1.445 kg/m



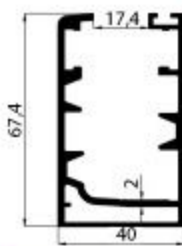
ALM 1855 1.516 kg/m



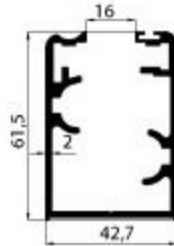
ALM 1913 1.822 kg/m



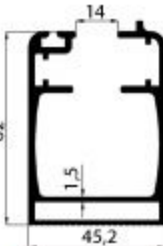
ALM 1922 1.718 kg/m



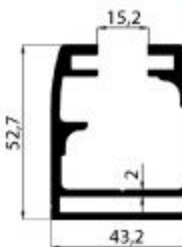
ALM 1975 1.477 kg/m



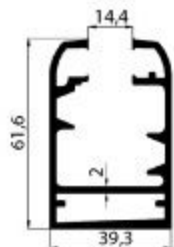
ALM 1978 1.282 kg/m



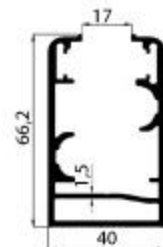
ALM 1999 1.589 kg/m



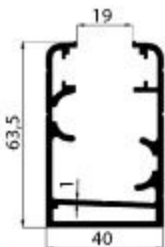
ALM 2004 1.640 kg/m



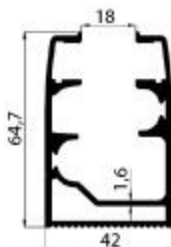
ALM 2005 1.489 kg/m



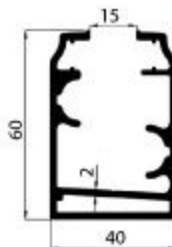
ALM 2013 1.611 kg/m



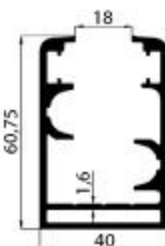
**ALM 2023** 1.445 kg/m



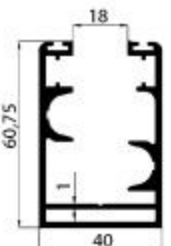
**ALM 2032** 1.445 kg/m



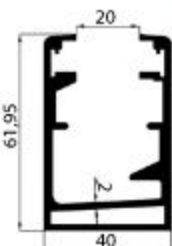
**ALM 2039** 1.480 kg/m



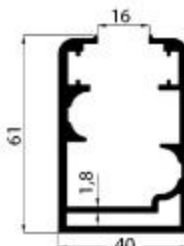
**ALM 2042** 1.425 kg/m



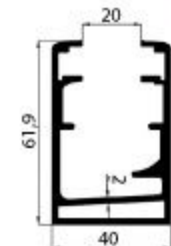
**ALM 2087** 1.458 kg/m



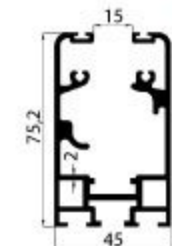
**ALM 2091** 1.645 kg/m



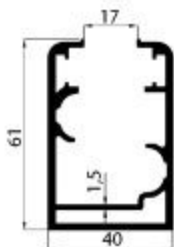
**ALM 2094** 1.531 kg/m



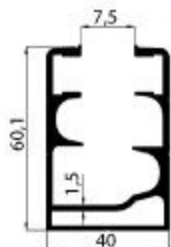
**ALM 2105** 1.569 kg/m



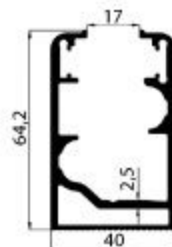
**ALM 2160** 2.830 kg/m



**ALM 2224** 1.468 kg/m



**ALM 2299** 1.374 kg/m

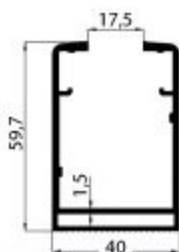


**ALM 2324** 1.699 kg/m

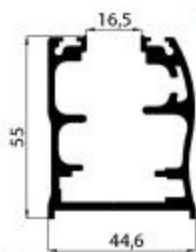
# GLASS BALCONY PROFILES CAM BALKON PROFİLLERİ



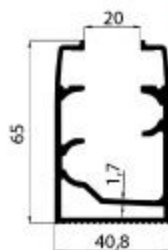
**ALM 2338** 1.577 kg/m



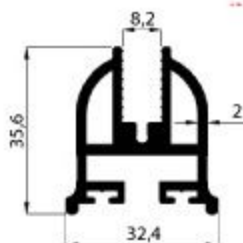
**ALM 2351** 1.852 kg/m



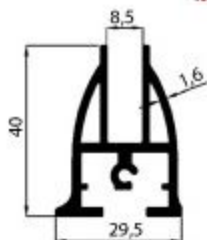
**ALM 2411** 1.455 kg/m



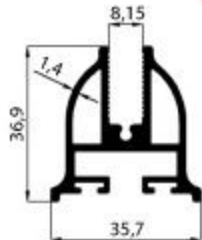
1.385 kg/m



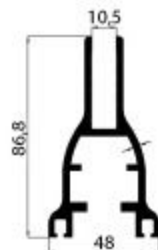
**ALM 1063** 0.941 kg/m



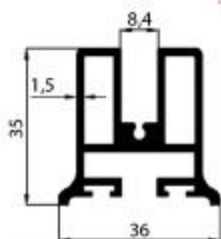
**ALM 1152** 0.816 kg/m



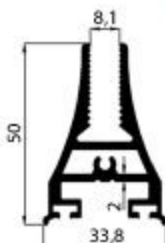
**ALM 1162** 0.832 kg/m



**ALM 1179** 2.037 kg/m



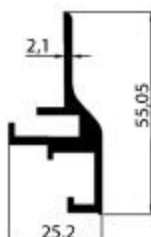
**ALM 1213** 0.859 kg/m



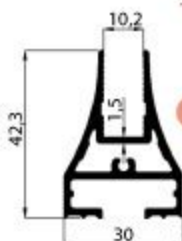
**ALM 1228** 1.043 kg/m



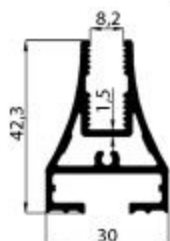
**ALM 1241** 0.588 kg/m



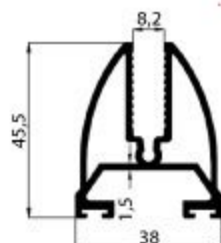
**ALM 1242** 0.893 kg/m



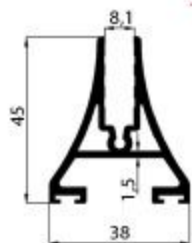
**ALM 1395** 0.729 kg/m



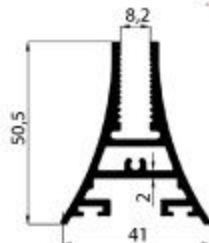
**ALM 1396** 0.788 kg/m



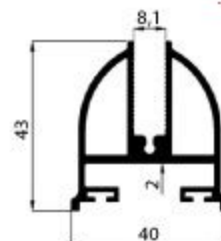
**ALM 1508** 0.978 kg/m



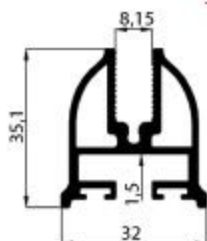
**ALM 1509** 0.934 kg/m



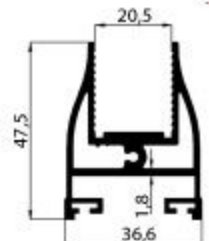
**ALM 1516** 1.051 kg/m



**ALM 1562** 0.966 kg/m



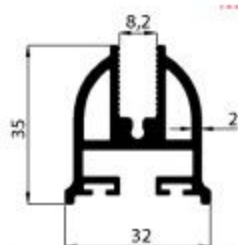
**ALM 1565** 0.726 kg/m



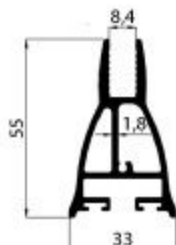
**ALM 1577** 1.044 kg/m



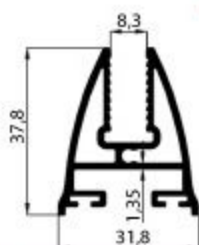
# GLASS BALCONY PROFILES CAM BALKON PROFİLLERİ



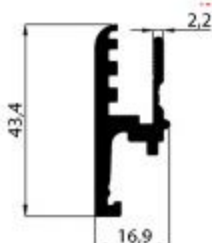
**ALM 1642** 0,993 kg/m



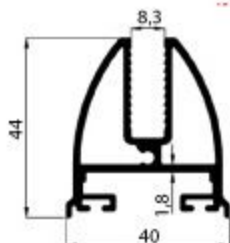
**ALM 1648** 1,043 kg/m



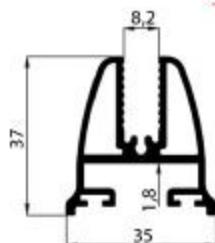
**ALM 1650** 0,686 kg/m



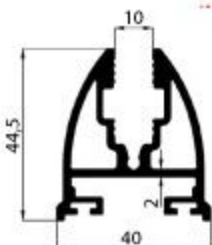
**ALM 1703** 0,697 kg/m



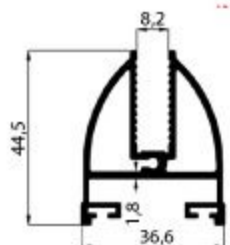
**ALM 1707** 0,982 kg/m



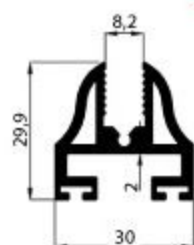
**ALM 1745** 0,748 kg/m



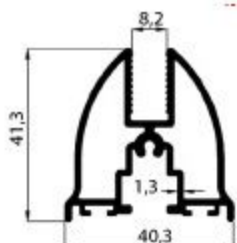
**ALM 1754** 1,216 kg/m



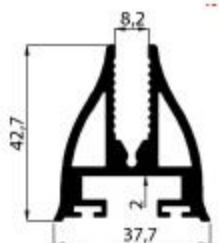
**ALM 1769** 0,910 kg/m



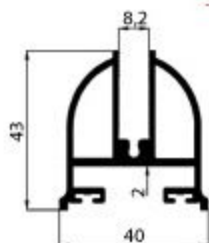
**ALM 1782** 0,806 kg/m



**ALM 1796** 0,851 kg/m



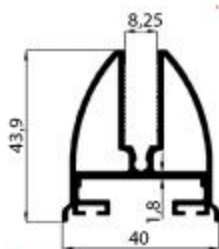
**ALM 1800** 1,213 kg/m



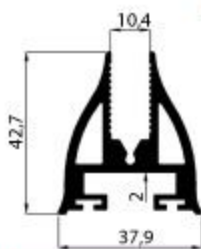
**ALM 1822** 0,712 kg/m



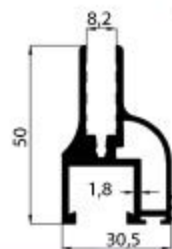
## GLASS BALCONY PROFILES CAM BALKON PROFİLLERİ



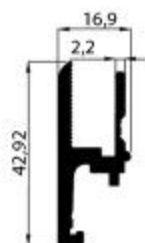
**ALM 1824** 0,901 kg/m



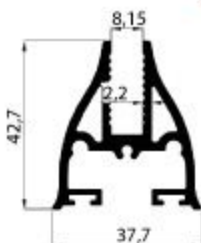
**ALM 1840** 1,239 kg/m



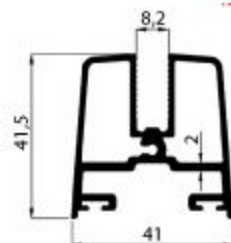
**ALM 1854** 0,946 kg/m



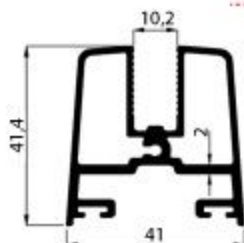
**ALM 1885** 0,636 kg/m



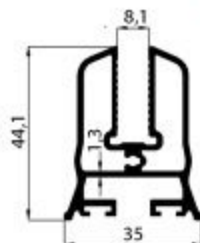
**ALM 1911** 1,034 kg/m



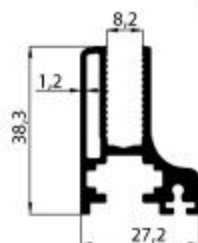
**ALM 1921** 0,929 kg/m



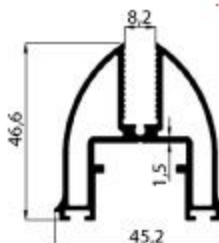
**ALM 1923** 0,954 kg/m



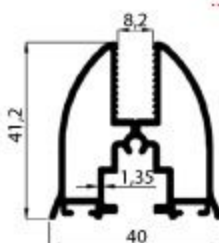
**ALM 1973** 0,862 kg/m



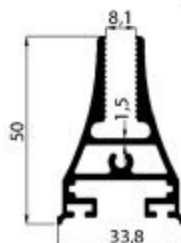
**ALM 1977** 0,702 kg/m



**ALM 1998** 0,171 kg/m

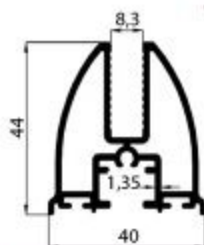


**ALM 2012** 0,842 kg/m

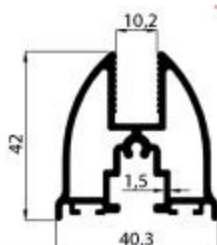


**ALM 2037** 0,942 kg/m

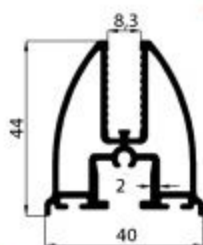
# GLASS BALCONY PROFILES CAM BALKON PROFİLLERİ



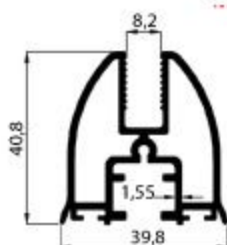
**ALM 2043** 0.908 kg/m



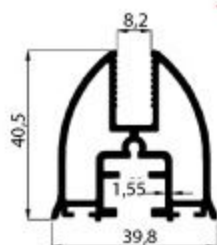
**ALM 2054** 0.968 kg/m



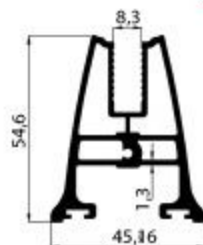
**ALM 2089** 0.957 kg/m



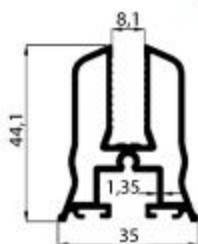
**ALM 2095** 0.932 kg/m



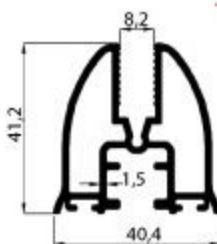
**ALM 2096** 0.922 kg/m



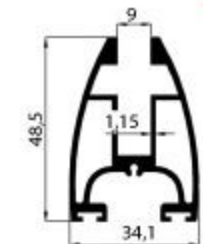
**ALM 2107** 1.317 kg/m



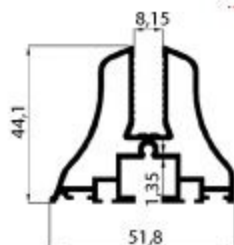
**ALM 2109** 0.864 kg/m



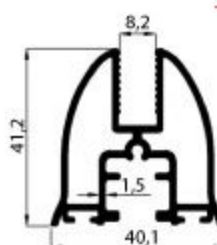
**ALM 2325** 0.954 kg/m



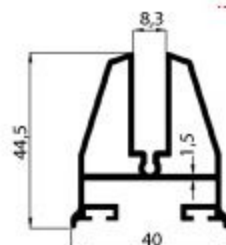
**ALM 2410** 0.943 kg/m



**ALM 2431** 0.989 kg/m



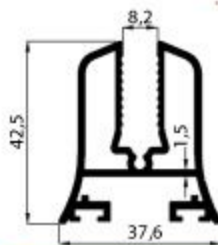
**ALM 2456** 0.896 kg/m



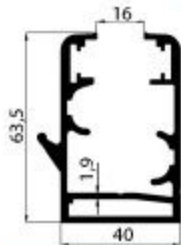
**ALM 2475** 0.797 kg/m



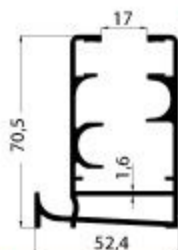
**ALM 2727** 1.833 kg/m



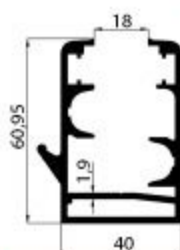
**ALM 2780** 0.854 kg/m



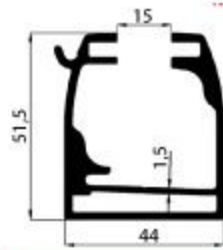
**ALM 1550** 1.688 kg/m



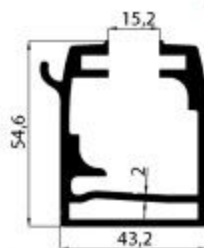
**ALM 1555** 1.585 kg/m



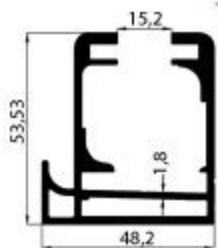
**ALM 1626** 1.634 kg/m



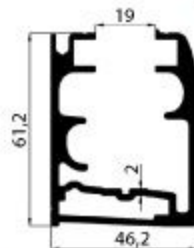
**ALM 1647** 1.509 kg/m



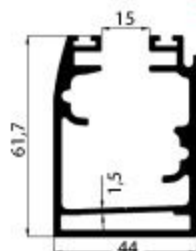
**ALM 1799** 1.761 kg/m



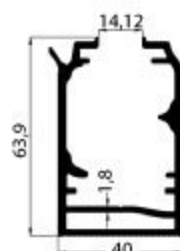
**ALM 1804** 1.577 kg/m



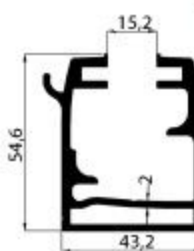
**ALM 1912** 1.567 kg/m



**ALM 1935** 1.669 kg/m

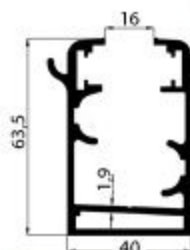


**ALM 1972** 1.539 kg/m

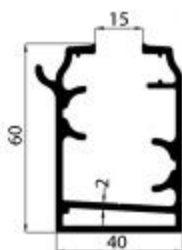


**ALM 2003** 1.728 kg/m

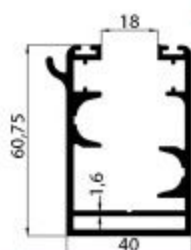
# GLASS BALCONY PROFILES CAM BALKON PROFİLLERİ



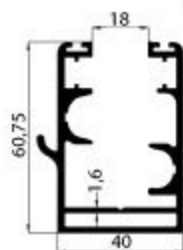
**ALM 2018** 1.624 kg/m



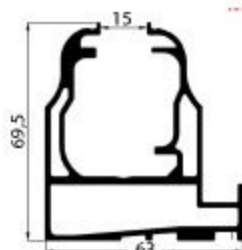
**ALM 2040** 1.584 kg/m



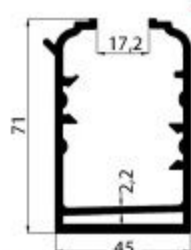
**ALM 2088** 1.519 kg/m



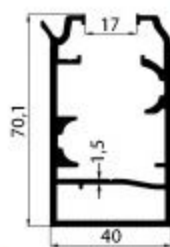
**ALM 2100** 1.528 kg/m



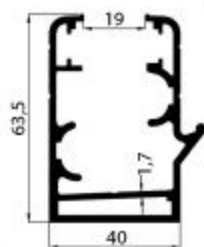
**ALM 2101** 1.922 kg/m



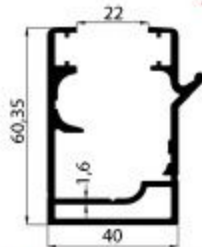
**ALM 2106** 1.859 kg/m



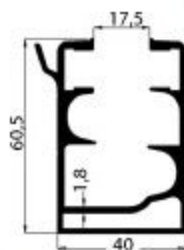
**ALM 2108** 1.528 kg/m



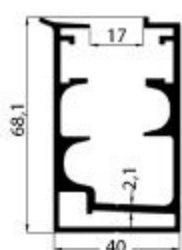
**ALM 2195** 1.512 kg/m



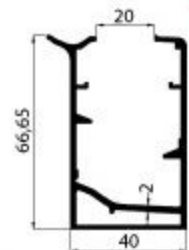
**ALM 2196** 1.342 kg/m



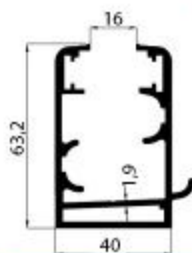
**ALM 2300** 1.428 kg/m



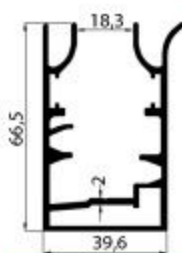
**ALM 2337** 1.569 kg/m



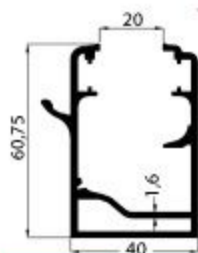
**ALM 2350** 1.287 kg/m



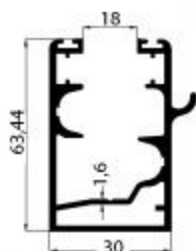
**ALM 2370** 1,483 kg/m



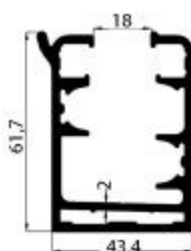
**ALM 2430** 1,420 kg/m



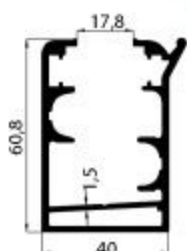
**ALM 2468** 1,333 kg/m



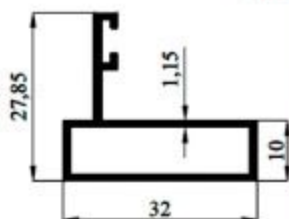
**ALM 2559** 1,558 kg/m



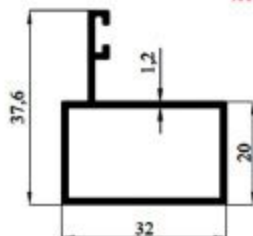
**ALM 2699** 1,715 kg/m



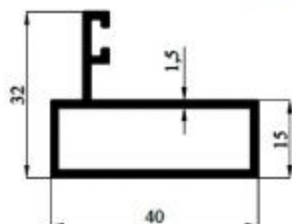
**ALM 2781** 1,482 kg/m



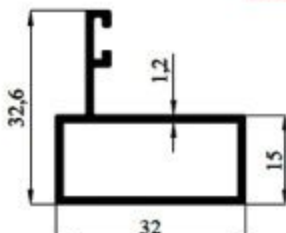
**ALM 1163** 0,307 kg/m



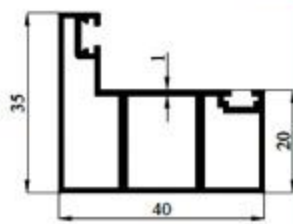
**ALM 1193** 0,407 kg/m



**ALM 1231** 0,533 kg/m

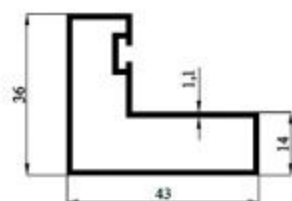


**ALM 1383** 0,376 kg/m

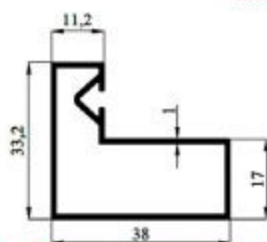


**ALM 1502** 0,585 kg/m

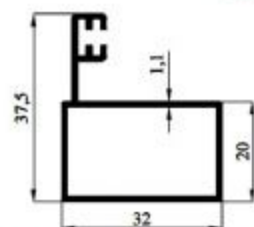
# GLASS BALCONY PROFILES CAM BALKON PROFİLLERİ



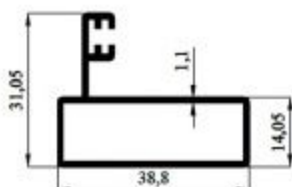
ALM 1517 0.485 kg/m



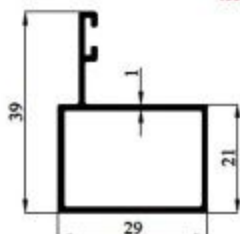
ALM 1563 0.483 kg/m



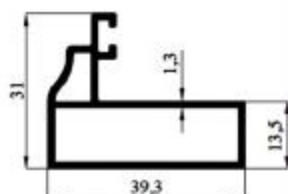
ALM 1580 0.412 kg/m



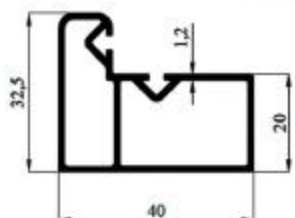
ALM 1622 0.407 kg/m



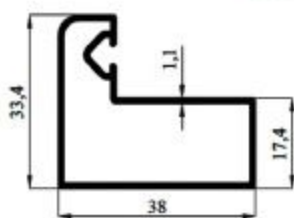
ALM 1643 0.321 kg/m



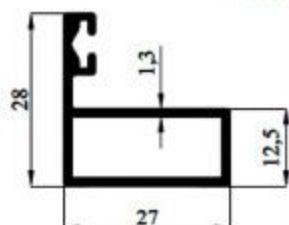
ALM 1651 0.586 kg/m



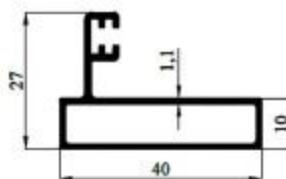
ALM 1705 0.561 kg/m



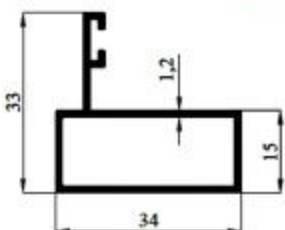
ALM 1747 0.475 kg/m



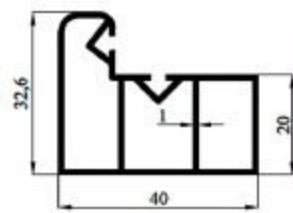
ALM 1784 0.367 kg/m



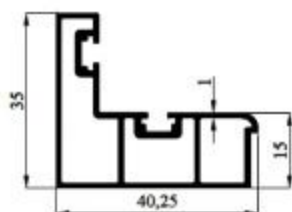
ALM 1795 0.475 kg/m



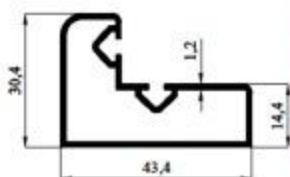
ALM 1805 0.392 kg/m



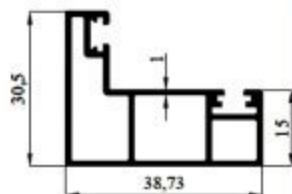
ALM 1825 0.566 kg/m



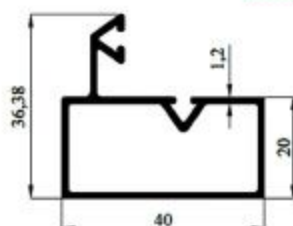
**ALM 1856** 0,546 kg/m



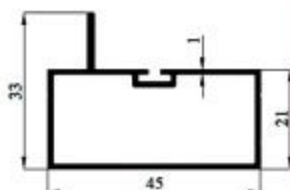
**ALM 1924** 0,518 kg/m



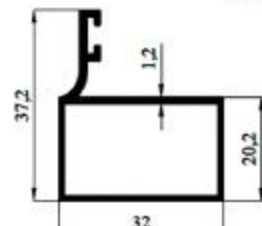
**ALM 1928** 0,491 kg/m



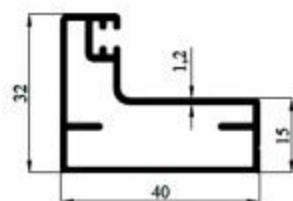
**ALM 1974** 0,504 kg/m



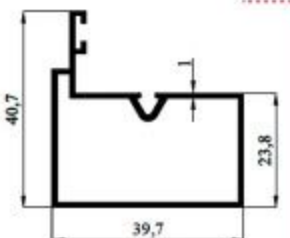
**ALM 1979** 0,4721 kg/m



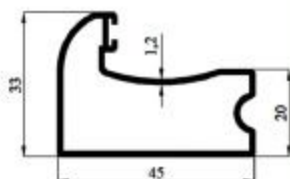
**ALM 2064** 0,429 kg/m



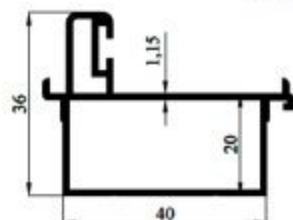
**ALM 2210** 0,531 kg/m



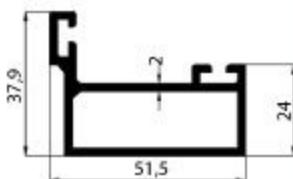
**ALM 2242** 0,446 kg/m



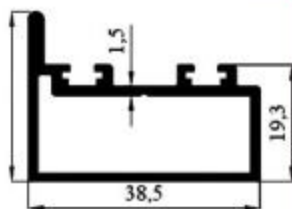
**ALM 2218** 0,512 kg/m



**ALM 2413** 0,569 kg/m



**ALM 2432** 0,976 kg/m

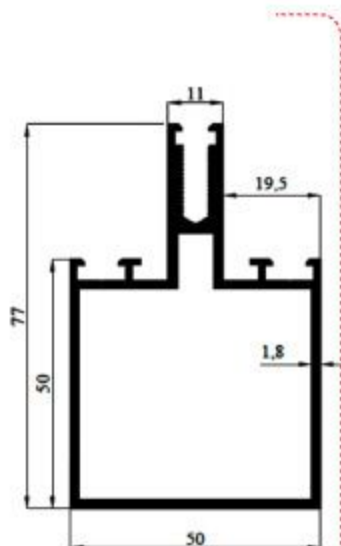


**ALM 2433** 0,556 kg/m

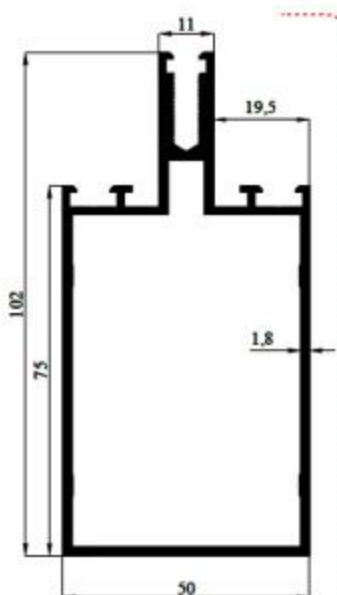


## GLASS BALCONY PROFILES CAM BALKON PROFİLLERİ

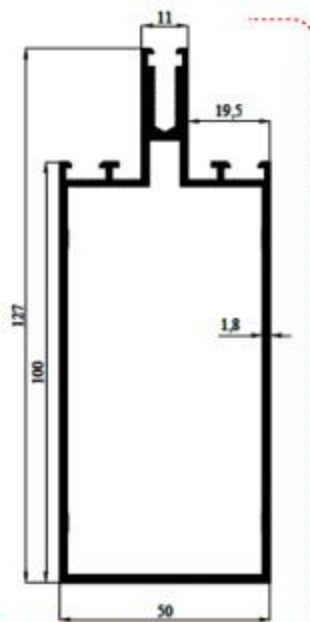




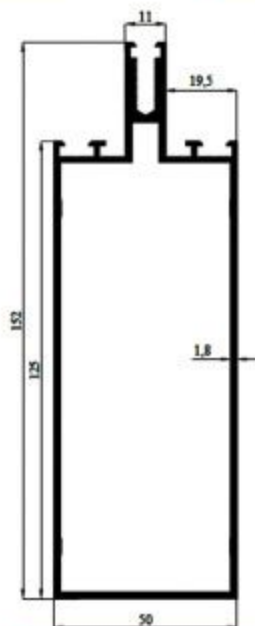
**ALM 2115** 1.393 kg/m



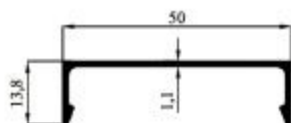
**ALM 2116** 1.610 kg/m



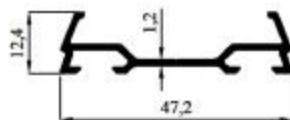
**ALM 2117** 1.854 kg/m



**ALM 2118** 2.090 kg/m

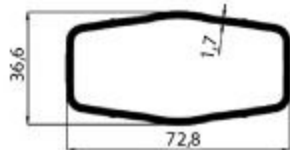


**ALM 2126** 0.615 kg/m

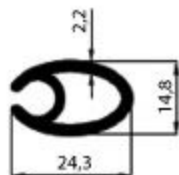


**ALM 2127** 0.276 kg/m

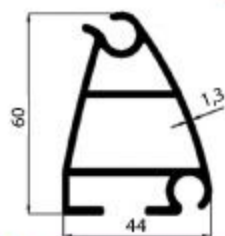
# TENTE AND AWNING PROFILES ÇADIR ve TENTE PROFİLLERİ



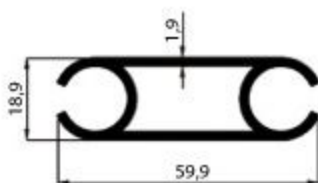
ALM 1123 0.870 kg/m



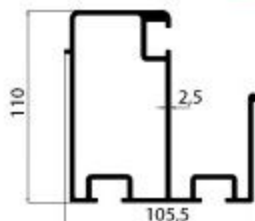
ALM 1124 1.253 kg/m



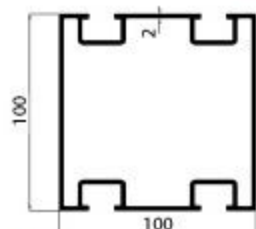
ALM 1126 0.958 kg/m



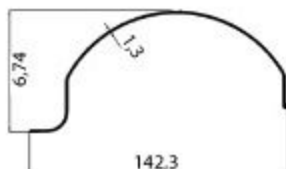
ALM 1308 0.842 kg/m



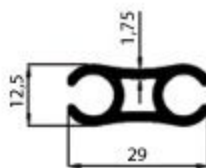
ALM 1836 3.627 kg/m



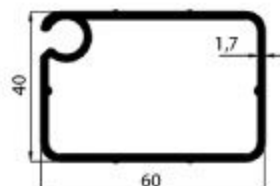
ALM 1837 2.875 kg/m



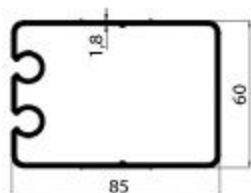
ALM 1838 0.753 kg/m



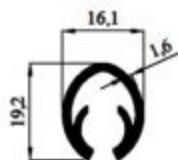
ALM 1839 0.370 kg/m




ALM 1943 0.911 kg/m



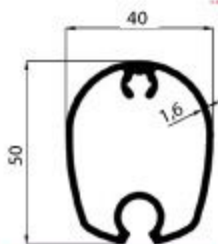
ALM 1944 1.530 kg/m



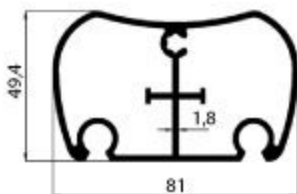
ALM 2165 0.258 kg/m



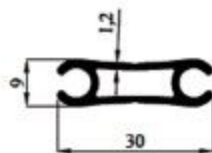
ALM 2169 1.045 kg/m



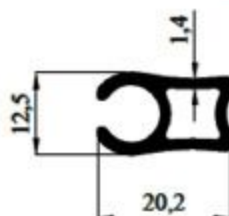
**ALM 2488** 0,843 kg/m



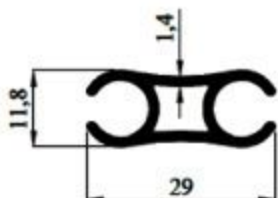
**ALM 2489** 1,726 kg/m



**ALM 2703** 0,267 kg/m



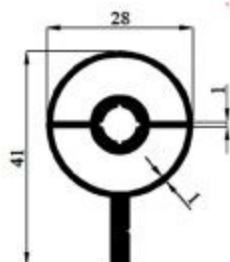
**ALM 2704** 0,258 kg/m



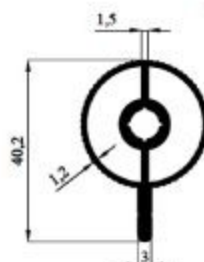
**ALM 2714** 0,383 kg/m



## CLOTHER HANGER PROFILES ÇAMAŞIR ASKI PROFİLLERİ



ALM 2136 0,561 kg/m




ALM 2175 0,572 kg/m

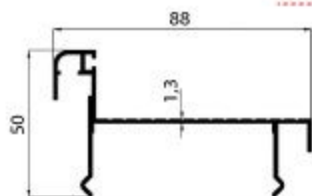


ALM 2137 1,198 kg/m

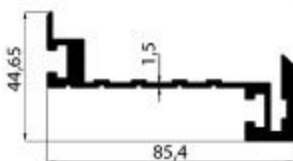


ALM 2138 1,475 kg/m





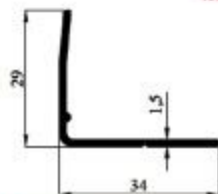
**ALM 1343** 0,715 kg/m



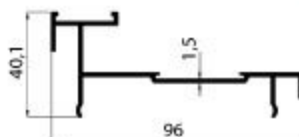
**ALM 1540** 1,258 kg/m



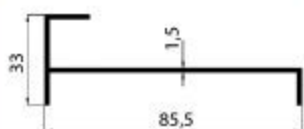
**ALM 1659** 0,629 kg/m



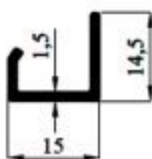
**ALM 1846** 0,269 kg/m



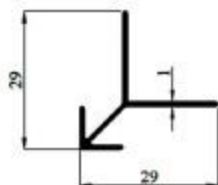
**ALM 1898** 0,793 kg/m



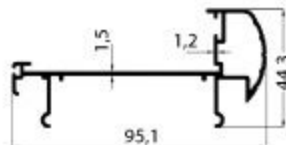
**ALM 1900** 0,579 kg/m



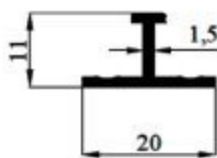
**ALM 1901** 0,143 kg/m



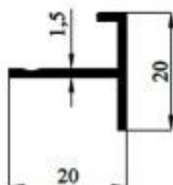
**ALM 1902** 0,176 kg/m



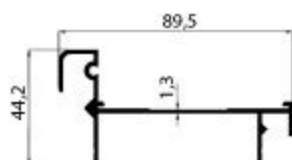
**ALM 1904** 0,887 kg/m



**ALM 2064** 0,590 kg/m



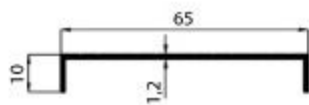
**ALM 2065** 0,148 kg/m



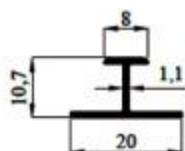
**ALM 2065** 0,787 kg/m



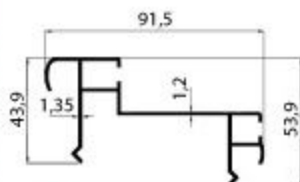
# STEEL DOOR PROFILES ÇELİK KAPI PROFİLLERİ



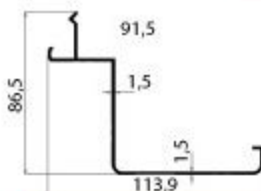
ALM 2766 0,266 kg/m



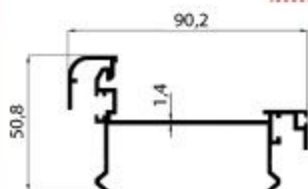
ALM 2768 0,188 kg/m



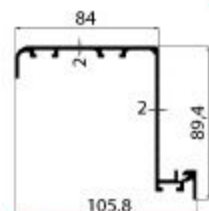
ALM 2321 0,780 kg/m



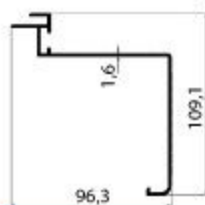
ALM 2322 0,881 kg/m



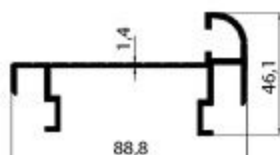
ALM 2597 0,959 kg/m



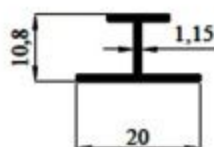
ALM 2598 1,431 kg/m



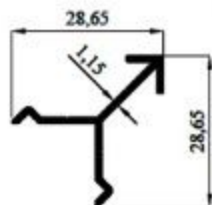
ALM 2602 1,327 kg/m



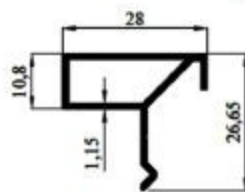
ALM 2603 0,951 kg/m



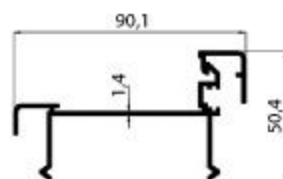
ALM 2663 0,119 kg/m



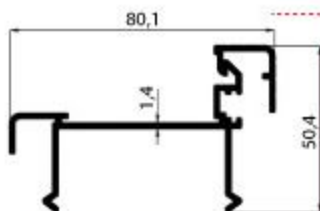
ALM 2664 0,204 kg/m



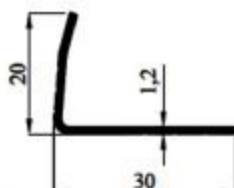
ALM 2665 0,277 kg/m



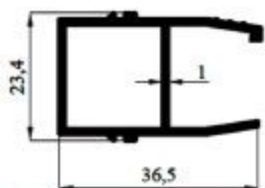
ALM 2740 0,889 kg/m



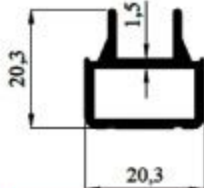
ALM 2762 0,951 kg/m



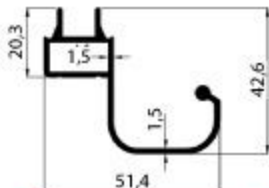
ALM 2765 0,154 kg/m



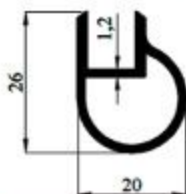
**ALM 1022** 0,329 kg/m



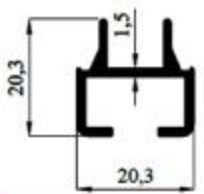
**ALM 1041** 0,298 kg/m



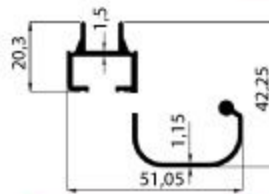
**ALM 1042** 0,593 kg/m



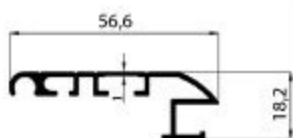
**ALM 1239** 0,229 kg/m



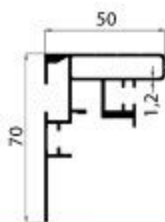
**ALM 1964** 0,268 kg/m



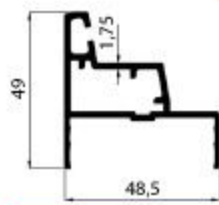
**ALM 1997** 0,429 kg/m



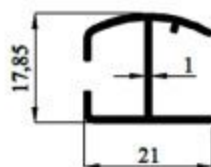
**ALM 2080** 0,423 kg/m



**ALM 2081** 0,922 kg/m



**ALM 2318** 0,832 kg/m

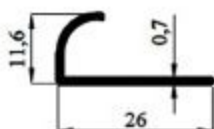


**ALM 2525** 0,184 kg/m

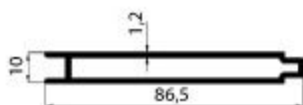




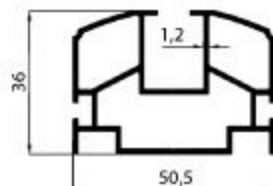
## DECORATION PROFILES DEKORASYON PROFİLLERİ



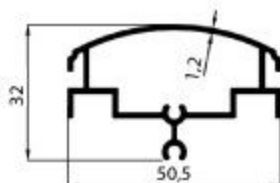
**ALM 1110** 0,082 kg/m



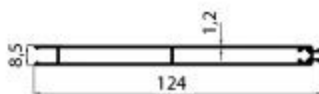
**ALM 1111** 0,430 kg/m



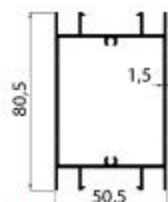
**ALM 1919** 0,667 kg/m




**ALM 1920** 0,957 kg/m

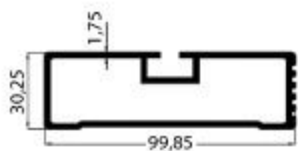


**ALM 1936** 0,833 kg/m

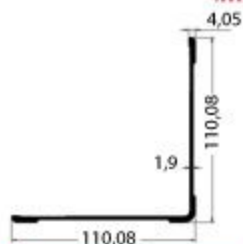


**ALM 1937** 1,283 kg/m






**ALM 1026** 1,377 kg/m



**ALM 1027** 1,294 kg/m



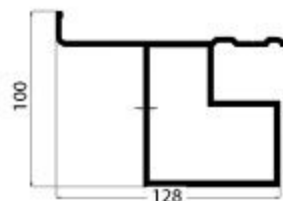
**ALM 1028** 1,428 kg/m



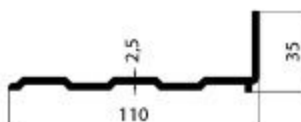
**ALM 1453** 2,750 kg/m



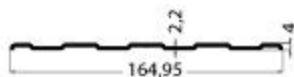
**ALM 1454** 2,448 kg/m



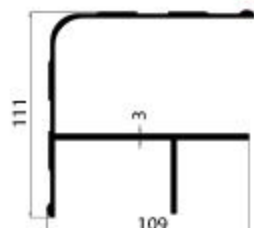
**ALM 1455** 3,029 kg/m



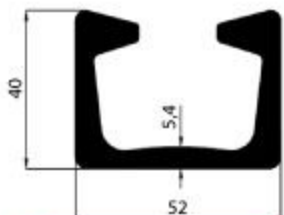
**ALM 1456** 1,992 kg/m




**ALM 1457** 1,838 kg/m



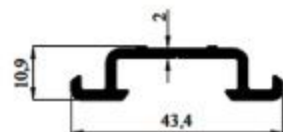
**ALM 1505** 2,448 kg/m



**ALM 1535** 2,187 kg/m

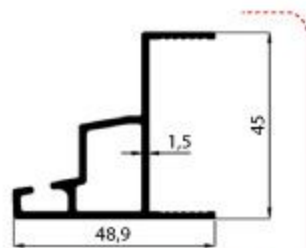


**ALM 1537** 12,598 kg/m

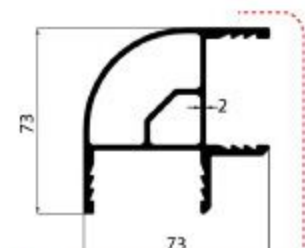


**ALM 1655** 0,365 kg/m

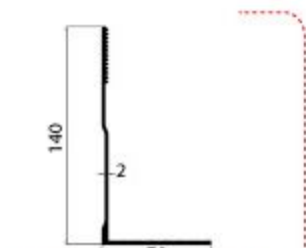
## TRAILER PROFILES DORSE PROFİLLERİ



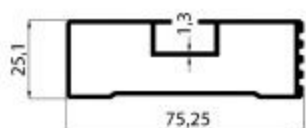
**ALM 1656** 1,641 kg/m



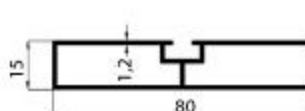
**ALM 1657** 2,020 kg/m



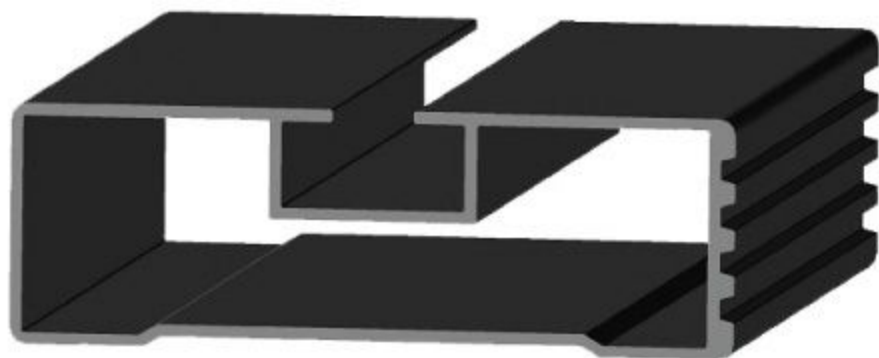
**ALM 1933** 1,344 kg/m



**ALM 2063** 1,848 kg/m

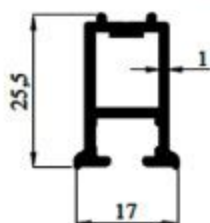


**ALM 2650** 1,678 kg/m

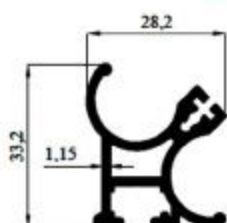




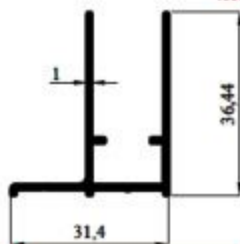
## SHOWER CABIN PROFİLES DUŞAKABİN PROFİLLERİ



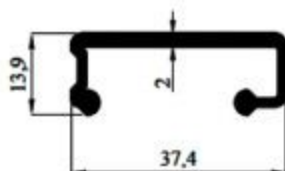
**ALM 1068** 0,249 kg/m



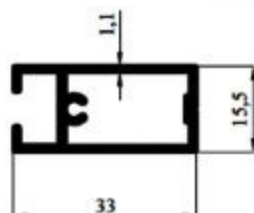
**ALM 1069** 0,429 kg/m



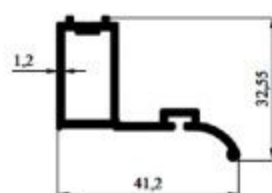
**ALM 1070** 0,295 kg/m



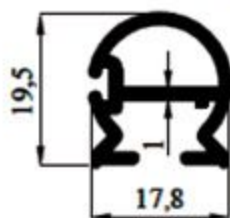
**ALM 1071** 0,238 kg/m



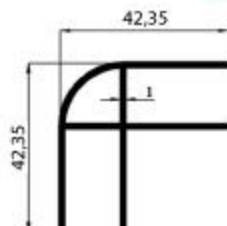
**ALM 1072** 0,344 kg/m



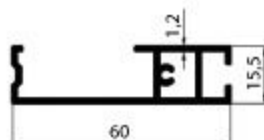
**ALM 1073** 0,395 kg/m



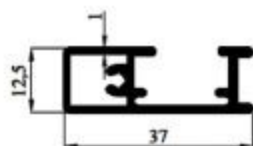
**ALM 1074** 0,218 kg/m



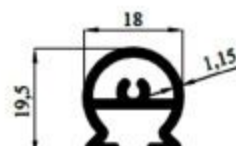
**ALM 1075** 0,629 kg/m



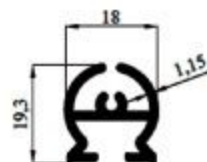
**ALM 1076** 0,672 kg/m



**ALM 1077** 0,330 kg/m

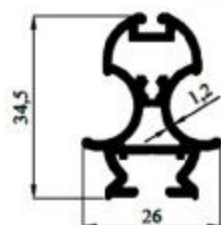


**ALM 1078** 0,267 kg/m

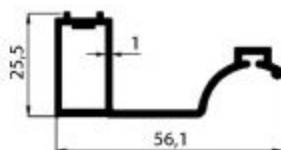


**ALM 1082** 0,516 kg/m

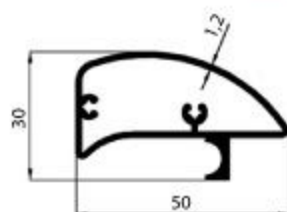
# SHOWER CABIN PROFILES DUŞAKABİN PROFİLLERİ



**ALM 1083** 0,491 kg/m



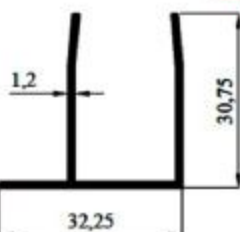
**ALM 1084** 0,418 kg/m



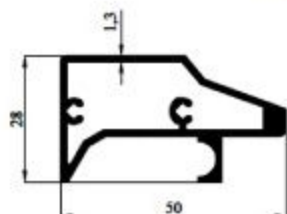
**ALM 2666** 0,571 kg/m



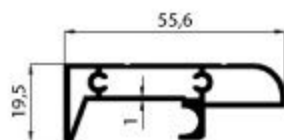
**ALM 2667** 0,333 kg/m



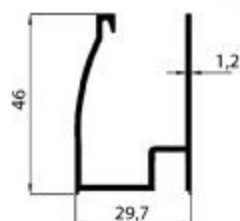
**ALM 2668** 0,297 kg/m



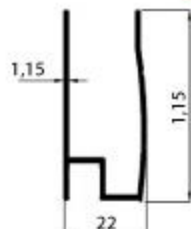
**ALM 2680** 0,691 kg/m



**ALM 2681** 0,558 kg/m

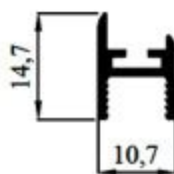


**ALM 2682** 0,426 kg/m

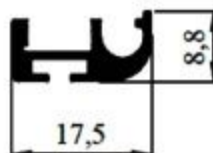


**ALM 2683** 0,401 kg/m

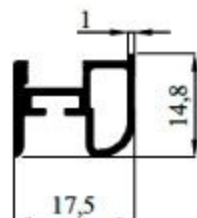




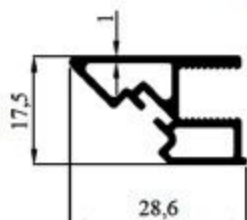
**ALM 1976** 0.126 kg/m



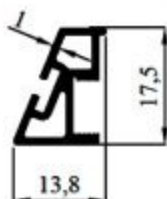
**ALM 1980** 0.169 kg/m



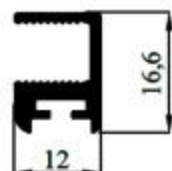
**ALM 1981** 0.286 kg/m



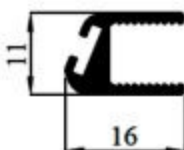
**ALM 1982** 0.387 kg/m



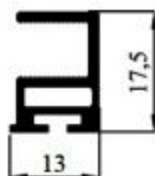
**ALM 1983** 0.198 kg/m



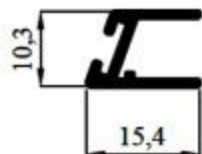
**ALM 1985** 0.214 kg/m



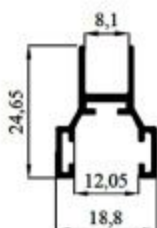
**ALM 1986** 0.171 kg/m




**ALM 2016** 0.219 kg/m



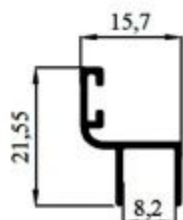
**ALM 2073** 0.119 kg/m



**ALM 2074** 0.225 kg/m

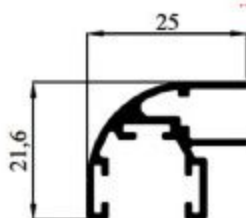


**ALM 2075** 0.138 kg/m

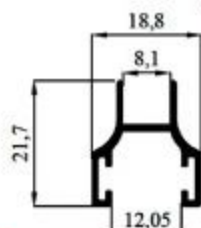


**ALM 2076** 0.161 kg/m

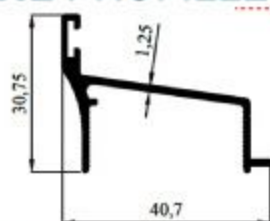
# ALUMINUM WICK PROFILES FITIL PROFİLLERİ



**ALM 2077** 0,293 kg/m



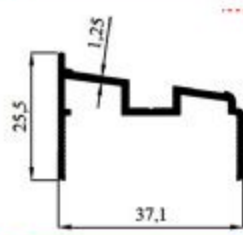
**ALM 2352** 0,203 kg/m



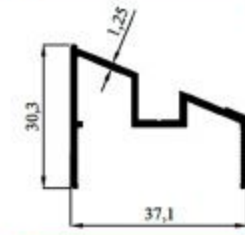
**ALM 2470** 0,325 kg/m



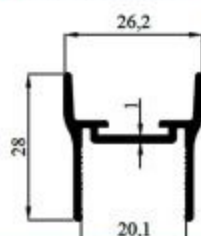
**ALM 2536** 0,623 kg/m



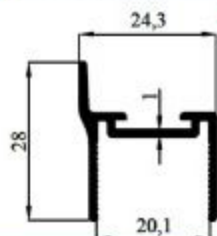
**ALM 2537** 0,295 kg/m



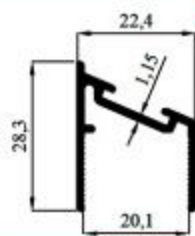
**ALM 2557** 0,336 kg/m



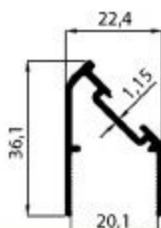
**ALM 2613** 0,277 kg/m



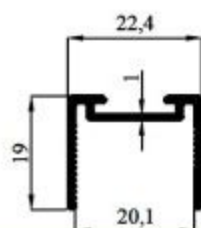
**ALM 2614** 0,233 kg/m



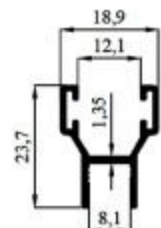
**ALM 2615** 0,236 kg/m



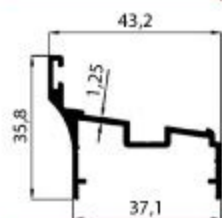
**ALM 2616** 0,282 kg/m



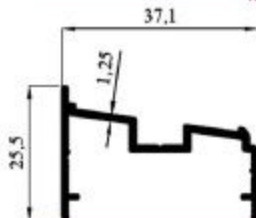
**ALM 2617** 0,196 kg/m



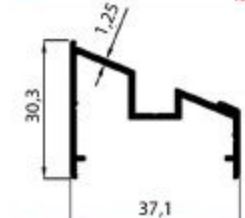
**ALM 2835** 0,211 kg/m



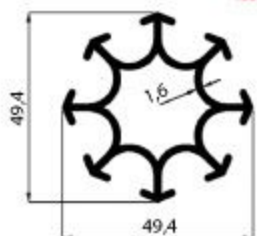
**ALM 2858** 0,487 kg/m



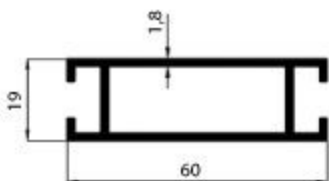
**ALM 2859** 0,384 kg/m



**ALM 2860** 0,347 kg/m



**ALM 1315** 1,031 kg/m



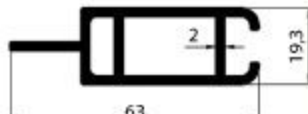
**ALM 1316** 0,883 kg/m



**ALM 1479** 0,348 kg/m



**ALM 1480** 0,620 kg/m

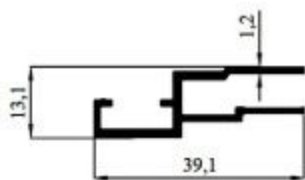


**ALM 2718** 0,858 kg/m

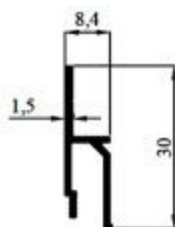




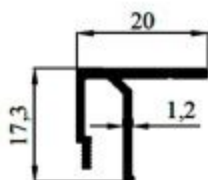
# STRETCH CEILING PROFILES GERGİ TAVAN PROFİLLERİ



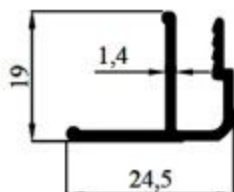
**ALM 1547** 0,310 kg/m



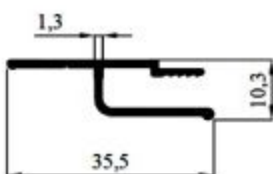
**ALM 1717** 0,183 kg/m



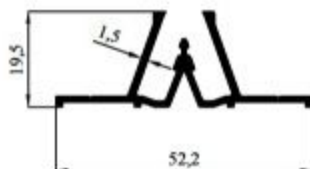
**ALM 1718** 0,184 kg/m



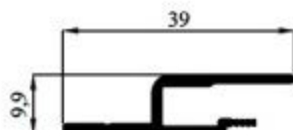
**ALM 1721** 0,228 kg/m




**ALM 1722** 0,217 kg/m

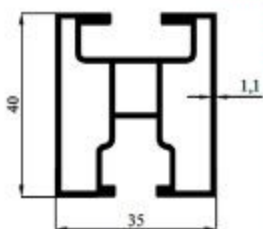


**ALM 1723** 0,426 kg/m

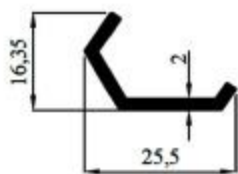


**ALM 1858** 0,256 kg/m

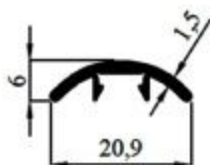




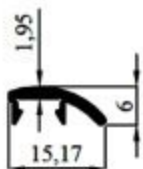
**ALM 1285** 0,743 kg/m



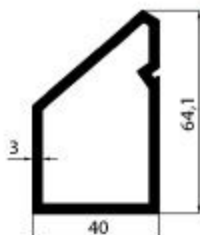
**ALM 1408** 1,203 kg/m



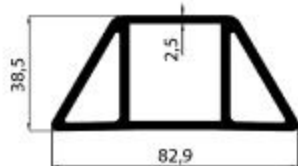
**ALM 1413** 0,116 kg/m



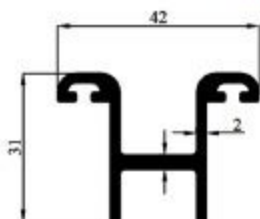
**ALM 1414** 0,090 kg/m



**ALM 1415** 1,443 kg/m



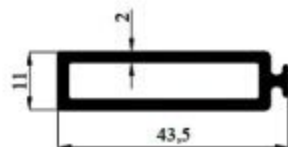
**ALM 1441** 2,820 kg/m



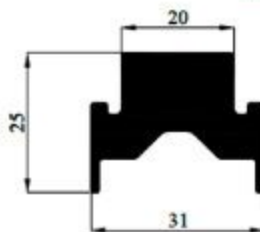
**ALM 1525** 0,880 kg/m



**ALM 1526** 1,439 kg/m



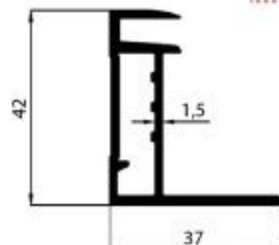
**ALM 1527** 0,529 kg/m



**ALM 1528** 1,214 kg/m

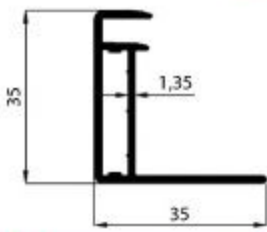


**ALM 1529** 0,580 kg/m

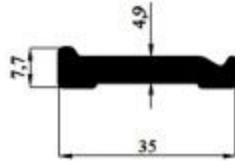


**ALM 1827** 0,640 kg/m

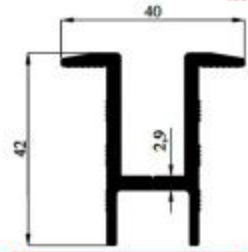
# SOLAR ENERGY PROFILES GÜNEŞ ENERJİ PROFİLLERİ



ALM 2610 0,450 kg/m



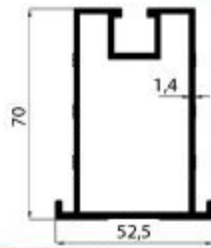
ALM 2753 0,499 kg/m



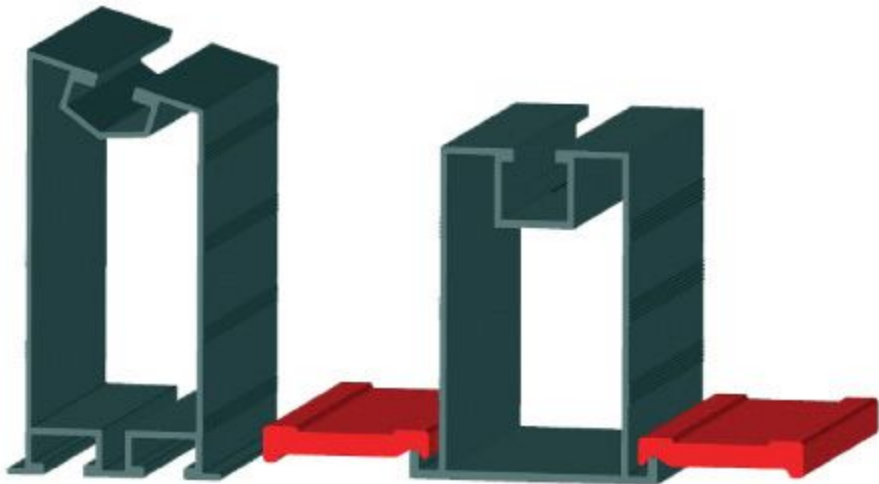
ALM 2777 1,873 kg/m



ALM 2746 2,873 kg/m

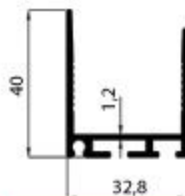


ALM 2747 1,160 kg/m







**ALM 1067** 0,465 kg/m



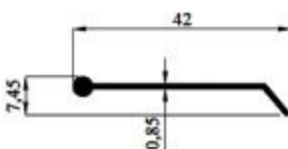
**ALM 1157** 0,465 kg/m



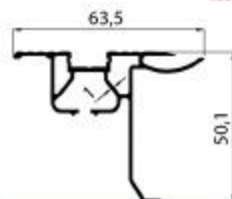
**ALM 1158** 0,450 kg/m



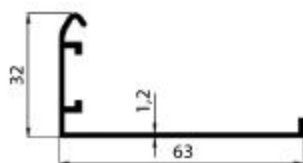
**ALM 1244** 0,309 kg/m



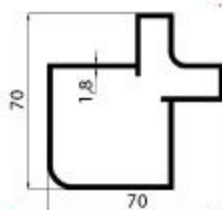
**ALM 1504** 0,125 kg/m



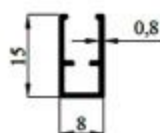
**ALM 1573** 0,604 kg/m



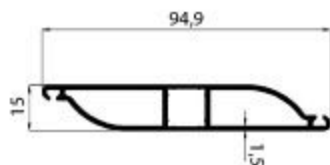
**ALM 1574** 0,390 kg/m



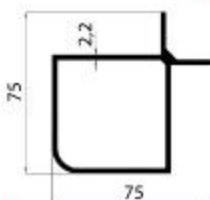
**ALM 1608** 1,326 kg/m



**ALM 1611** 0,890 kg/m



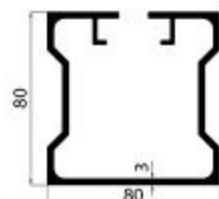
**ALM 1616** 0,875 kg/m



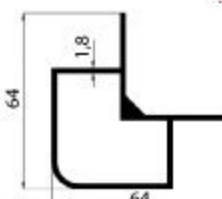
**ALM 1617** 1,581 kg/m



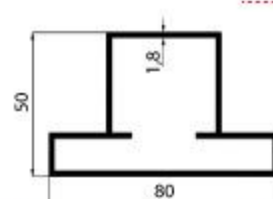
**ALM 1618** 1,291 kg/m



**ALM 1619** 2,724 kg/m

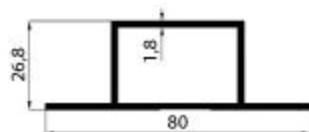


**ALM 1623** 1,070 kg/m

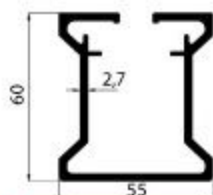


**ALM 1624** 1,301 kg/m

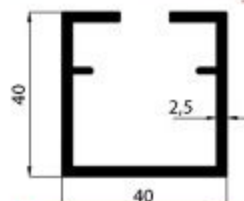
# VENTILATION PROFILES HAVALANDIRMA PROFİLLERİ



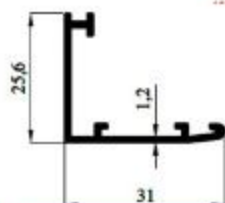
**ALM 1625** 0.812 kg/m



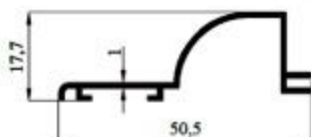
**ALM 1627** 1.722 kg/m



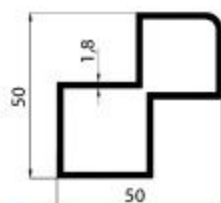
**ALM 1628** 0.974 kg/m



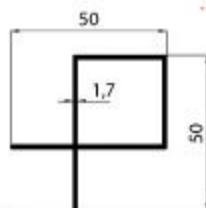
**ALM 1639** 0.240 kg/m



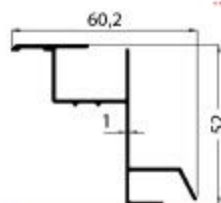
**ALM 1640** 0.244 kg/m



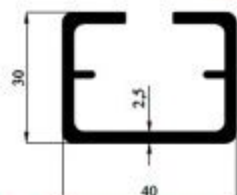
**ALM 1774** 0.932 kg/m



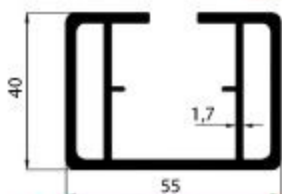
**ALM 1775** 0.586 kg/m



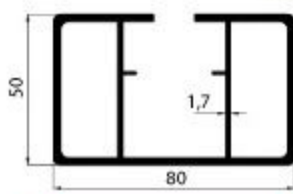
**ALM 1826** 0.442 kg/m



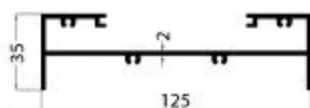
**ALM 1830** 0.845 kg/m



**ALM 1831** 1.476 kg/m



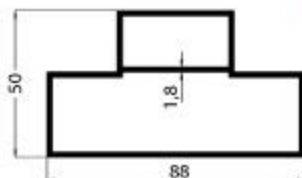
**ALM 1832** 2.841 kg/m



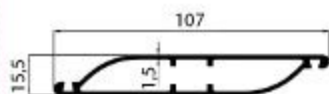
**ALM 1841** 1.981 kg/m



**ALM 1842** 1.010 kg/m



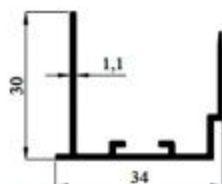
**ALM 1843** 1.449 kg/m



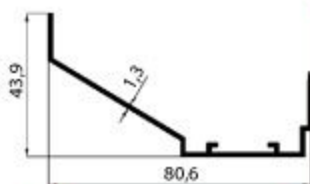
**ALM 1844** 0.987 kg/m



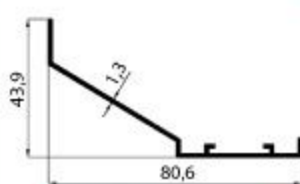
## VENTILATION PROFILES HAVALANDIRMA PROFİLLERİ



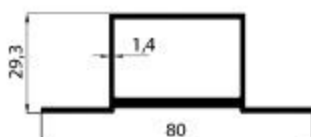
**ALM 1887** 0,283 kg/m



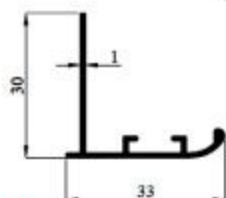
**ALM 1888** 0,477 kg/m



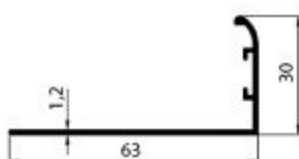
**ALM 1889** 0,423 kg/m



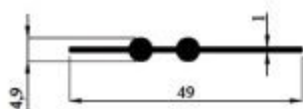
**ALM 1949** 0,839 kg/m



**ALM 1957** 0,711 kg/m



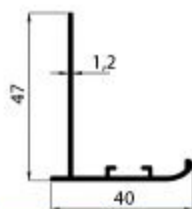
**ALM 1958** 0,335 kg/m



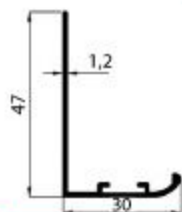
**ALM 1959** 0,208 kg/m



**ALM 1960** 0,349 kg/m



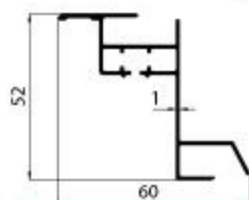
**ALM 1961** 0,317 kg/m



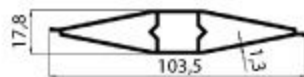
**ALM 1962** 0,276 kg/m



**ALM 1963** 0,252 kg/m



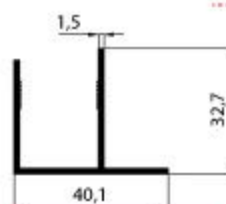
**ALM 1970** 0,512 kg/m



**ALM 1991** 0,861 kg/m

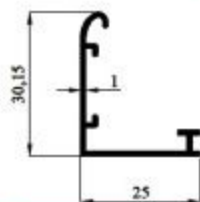


**ALM 2057** 0,289 kg/m



**ALM 2071** 0,412 kg/m


# VENTILATION PROFILES HAVALANDIRMA PROFİLLERİ



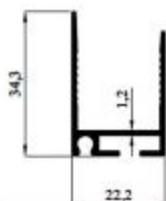
**ALM 2030** 0,290 kg/m



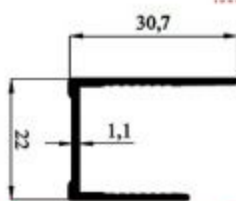
**ALM 2049** 0,228 kg/m



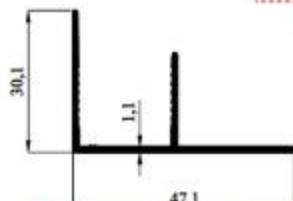
**ALM 2072** 0,252 kg/m



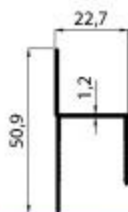
**ALM 2111** 0,312 kg/m



**ALM 2112** 0,198 kg/m



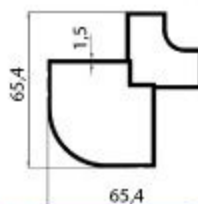
**ALM 2113** 0,263 kg/m



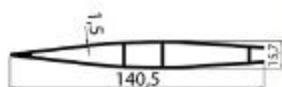
**ALM 2114** 0,290 kg/m



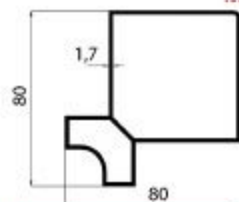
**ALM 2144** 1,171 kg/m



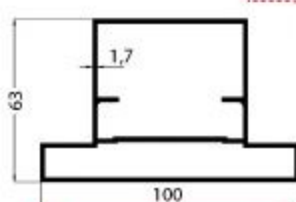
**ALM 2145** 1,075 kg/m



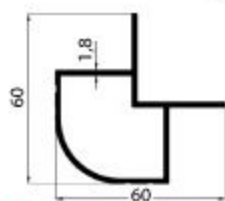
**ALM 2146** 1,282 kg/m



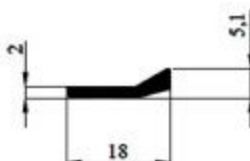
**ALM 2178** 1,477 kg/m



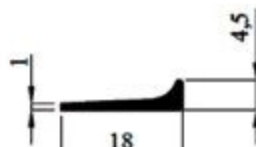
**ALM 2179** 1,819 kg/m



**ALM 2202** 0,984 kg/m



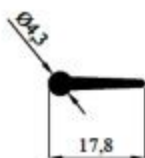
**ALM 2226** 0,111 kg/m



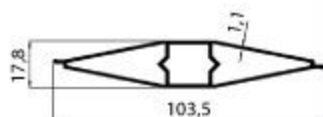
**ALM 2227** 0,081 kg/m



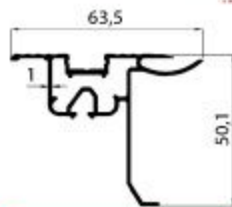
## VENTILATION PROFILES HAVALANDIRMA PROFİLLERİ



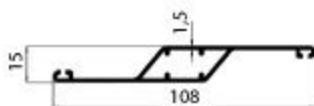
**ALM 2228** 0.103 kg/m



**ALM 2276** 0.756 kg/m



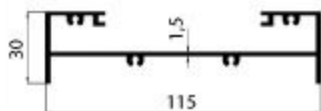
**ALM 2323** 0.615 kg/m



**ALM 2365** 0.760 kg/m



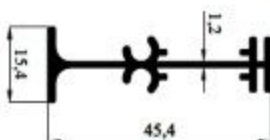
**ALM 2366** 0.908 kg/m



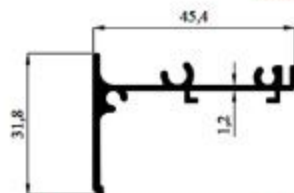
**ALM 2367** 1.220 kg/m



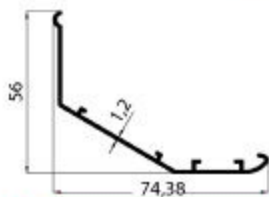
**ALM 2368** 1.620 kg/m



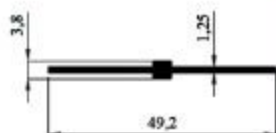
**ALM 2372** 0.348 kg/m



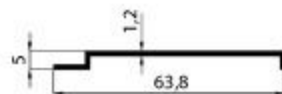
**ALM 2373** 1.420 kg/m



**ALM 2374** 0.439 kg/m



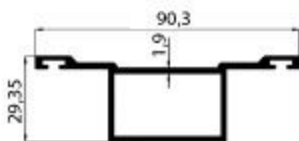
**ALM 2464** 0.195 kg/m



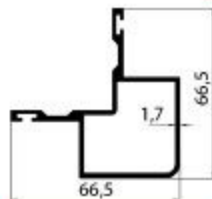
**ALM 2465** 0.220 kg/m



**ALM 2513** 0.586 kg/m



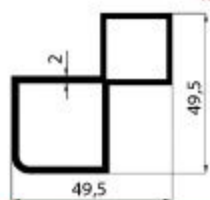
**ALM 2514** 0.992 kg/m



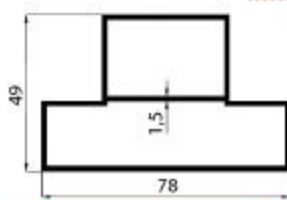
**ALM 2515** 1.801 kg/m



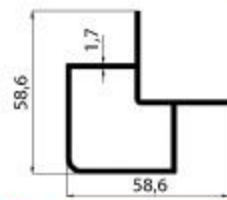
## VENTILATION PROFILES HAVALANDIRMA PROFİLLERİ



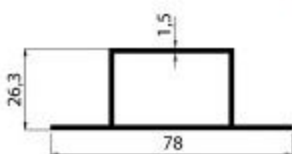
**ALM 2560** 0,913 kg/m



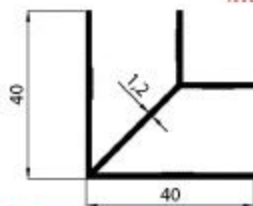
**ALM 2561** 1,360 kg/m



**ALM 2562** 1,862 kg/m



**ALM 2563** 0,670 kg/m

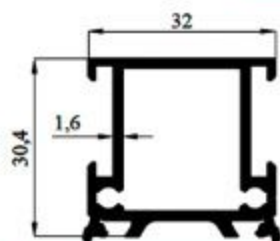


**ALM 2694** 0,477 kg/m

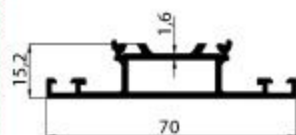
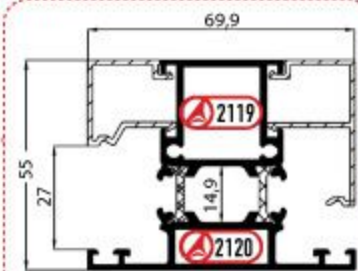




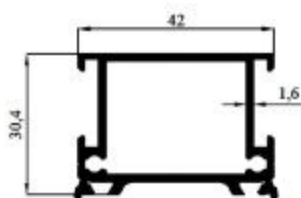
## INSULATED HEAT PROFILES ISI YALITIM PROFİLLERİ



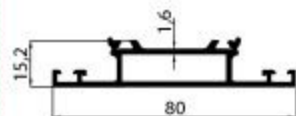
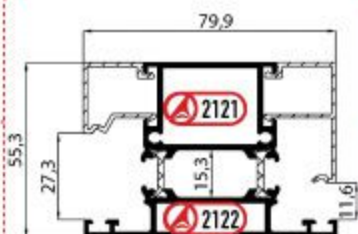
**ALM 2119** 0,656 kg/m



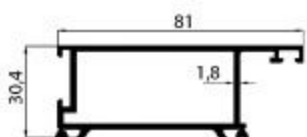
**ALM 2120** 0,691 kg/m




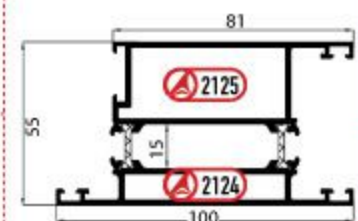
**ALM 2121** 0,740 kg/m



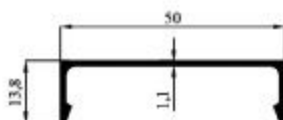
**ALM 2122** 0,778 kg/m



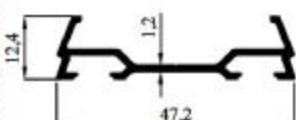
**ALM 2125** 1,079 kg/m



**ALM 2124** 1,000 kg/m

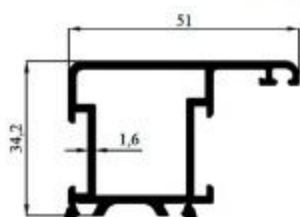


**ALM 2126** 0,415 kg/m

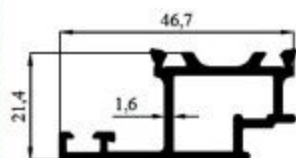


**ALM 2127** 0,276 kg/m

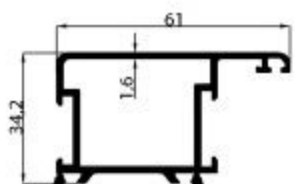
# INSULATED HEAT PROFILES ISI YALITIM PROFİLLERİ



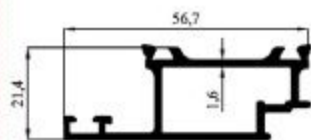
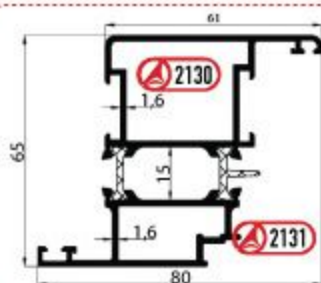
**ALM 2128** 1.778 kg/m



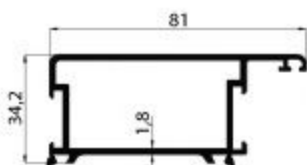
**ALM 2129** 0.588 kg/m



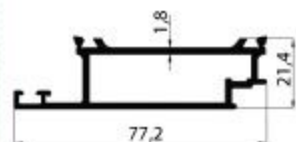
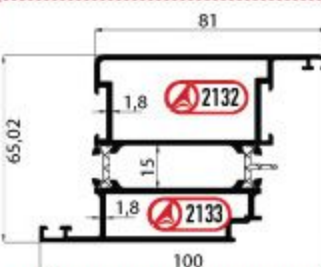
**ALM 2130** 0.804 kg/m



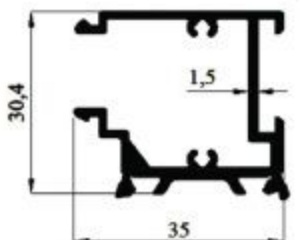
**ALM 2131** 0.675 kg/m



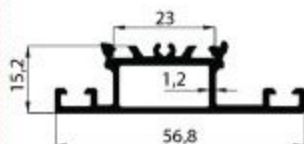
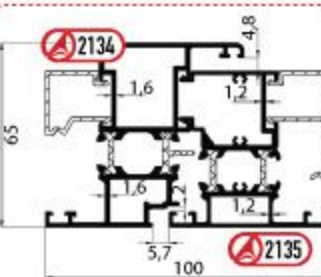
**ALM 2132** 1.135 kg/m



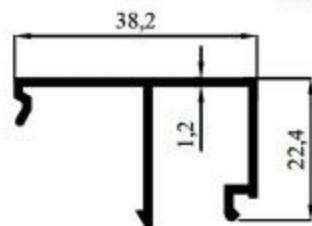
**ALM 2133** 0.924 kg/m



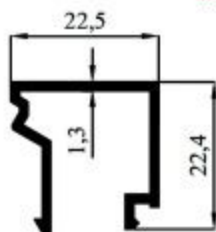
**ALM 2134** 0.577 kg/m



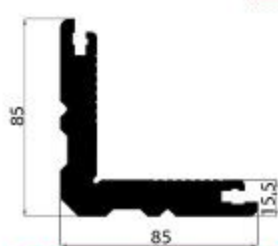
**ALM 2135** 0.564 kg/m



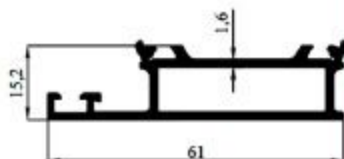
**ALM 1869** 0,307 kg/m



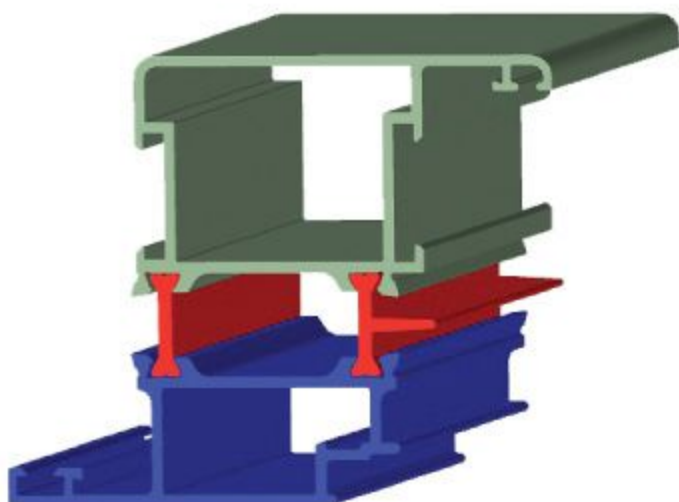
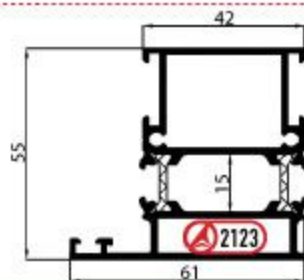
**ALM 1872** 0,264 kg/m

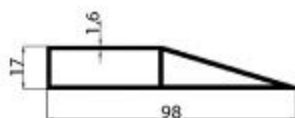


**ALM 2161** 0,510 kg/m

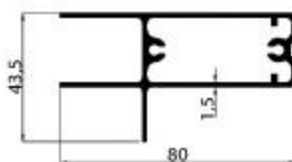


**ALM 2123** 0,656 kg/m

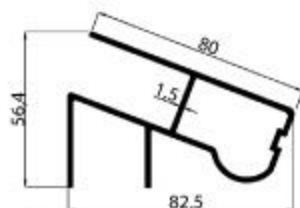




**ALM 1318** 0,957 kg/m



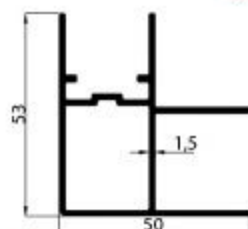
**ALM 1364** 1,884 kg/m



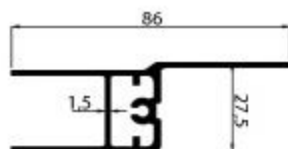
**ALM 1365** 1,086 kg/m



**ALM 1366** 0,680 kg/m



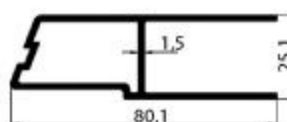
**ALM 1367** 0,960 kg/m



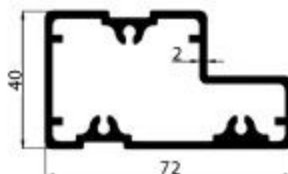
**ALM 1368** 0,879 kg/m



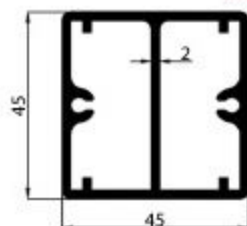
**ALM 1369** 1,361 kg/m



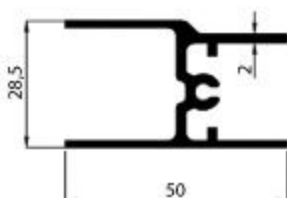
**ALM 1370** 1,284 kg/m



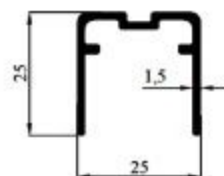
**ALM 1371** 1,579 kg/m



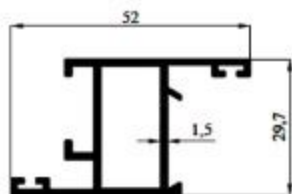
**ALM 1372** 1,357 kg/m



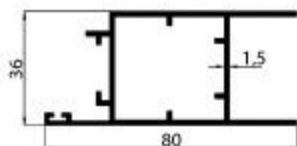
**ALM 1373** 1,764 kg/m



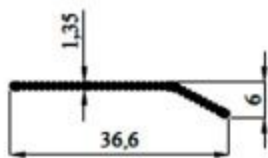
**ALM 1374** 0,340 kg/m



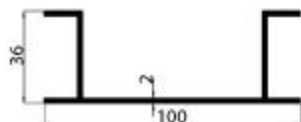
**ALM 1397** 0,626 kg/m



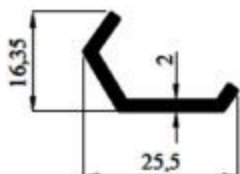
**ALM 1398** 0,970 kg/m



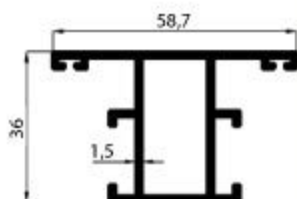
**ALM 1400** 0,112 kg/m



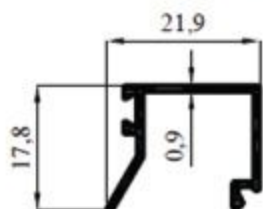
**ALM 1401** 1,040 kg/m



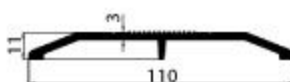
**ALM 1408** 0,203 kg/m



**ALM 1410** 0,703 kg/m



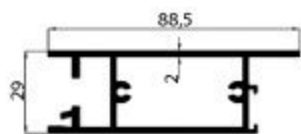
**ALM 1411** 0,154 kg/m



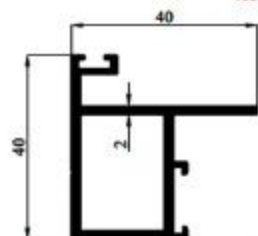
**ALM 1434** 1,002 kg/m



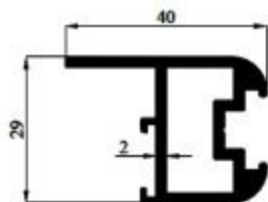
**ALM 1435** 0,612 kg/m



**ALM 1444** 1,403 kg/m

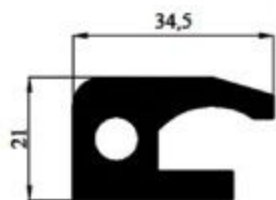


**ALM 1445** 0,737 kg/m

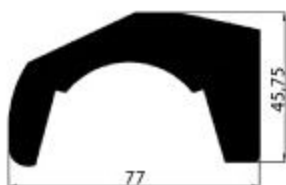


**ALM 1446** 0,743 kg/m

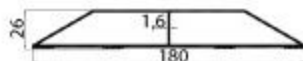
# CONSTRUCTION PROFILES İNŞAAT PROFİLLERİ



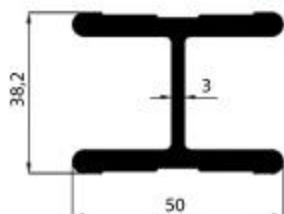
**ALM 1447** 1.143 kg/m



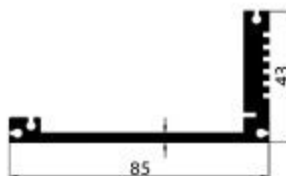
**ALM 1470** 4.400 kg/m



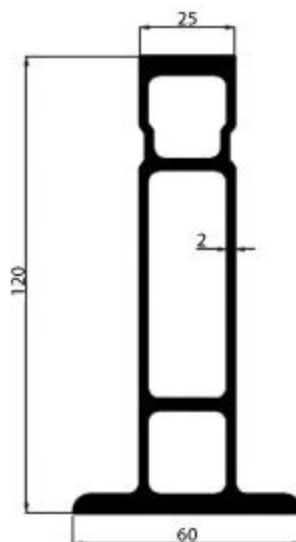
**ALM 1468** 1.970 kg/m



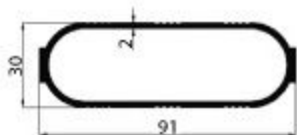
**ALM 1499** 1.950 kg/m



**ALM 1544** 1.904 kg/m



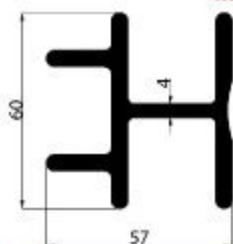
**ALM 1514** 2.729 kg/m



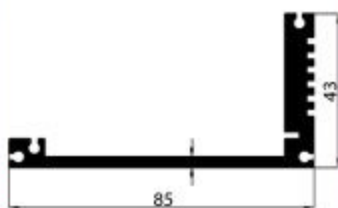
**ALM 1506** 1.157 kg/m



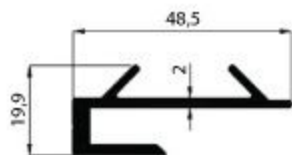
**ALM 1518** 10.013 kg/m



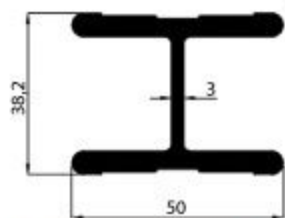
**ALM 1543** 2.384 kg/m



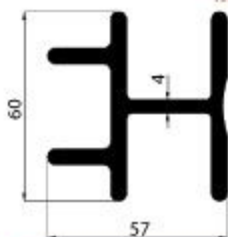
**ALM 1544** 1.984 kg/m



**ALM 1594** 0.542 kg/m



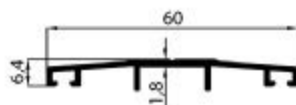
**ALM 1499** 1,558 kg/m



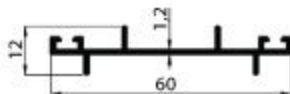
**ALM 1543** 2,384 kg/m



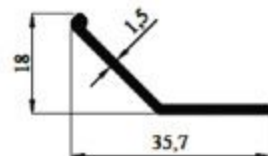
**ALM 1595** 0,487 kg/m



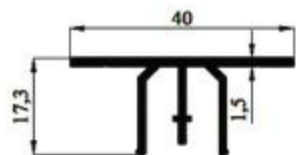
**ALM 1666** 0,326 kg/m



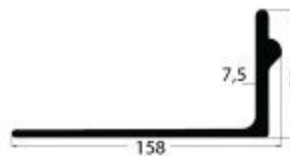
**ALM 1667** 0,323 kg/m



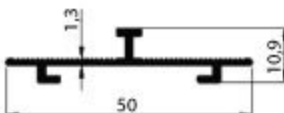
**ALM 1742** 0,187 kg/m



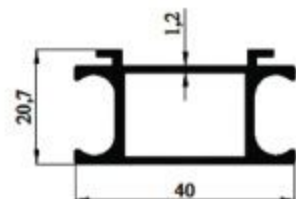
**ALM 1743** 0,323 kg/m




**ALM 1756** 3,620 kg/m



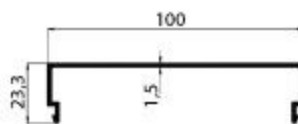
**ALM 1770** 0,242 kg/m



**ALM 1771** 0,500 kg/m



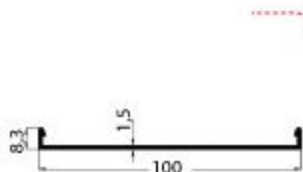
**ALM 1778** 0,780 kg/m



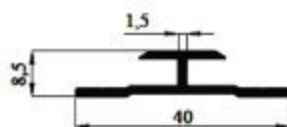
**ALM 1815** 0,651 kg/m



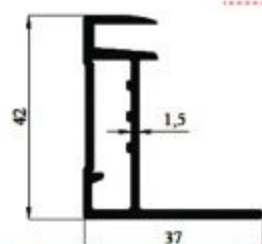
# CONSTRUCTION PROFILES İNŞAAT PROFİLLERİ



**ALM 1816** 0,473 kg/m



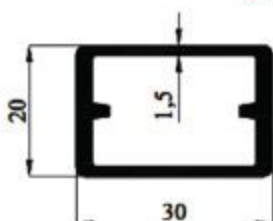
**ALM 1819** 0,241 kg/m



**ALM 1827** 0,640 kg/m



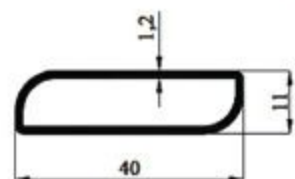
**ALM 1893** 0,893 kg/m



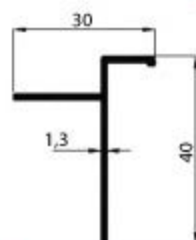
**ALM 1894** 0,696 kg/m



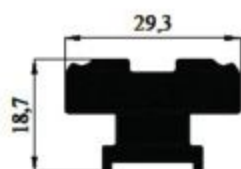
**ALM 1895** 1,892 kg/m



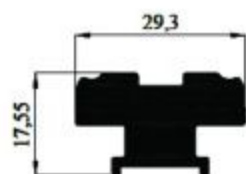
**ALM 1896** 0,295 kg/m



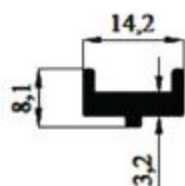
**ALM 1905** 0,243 kg/m



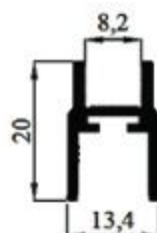
**ALM 1914** 0,545 kg/m



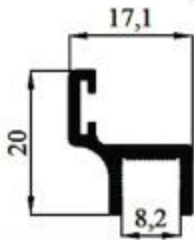
**ALM 1915** 0,892 kg/m



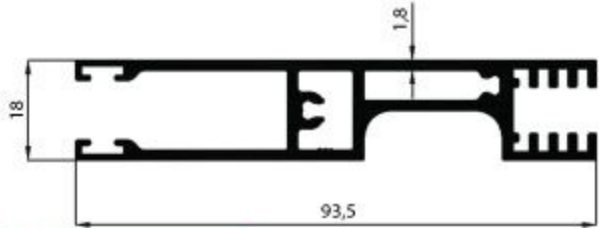
**ALM 1916** 0,199 kg/m



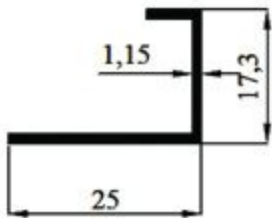
**ALM 2176** 0,209 kg/m



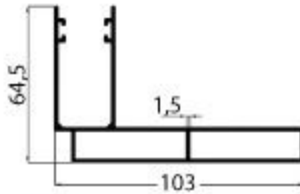
**ALM 2177** 0,195 kg/m



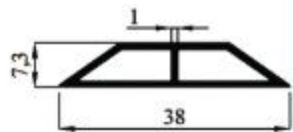
**ALM 2211** 1,339 kg/m




**ALM 2221** 0,146 kg/m



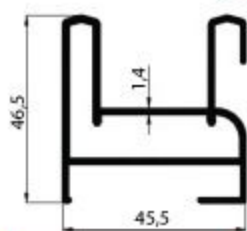
**ALM 2257** 1,629 kg/m



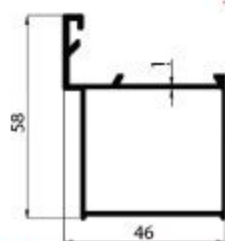
**ALM 2715** 0,217 kg/m



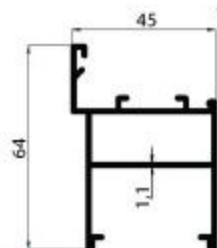
# CYPRUS GREEK PROFILES KIBRIS YUNAN PROFİLLERİ



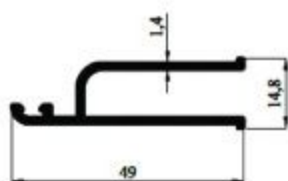
**ALM 1112** 0.897 kg/m



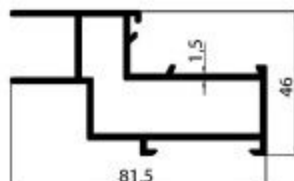
**ALM 1113** 0.561 kg/m



**ALM 1114** 0.695 kg/m



**ALM 1115** 0.378 kg/m



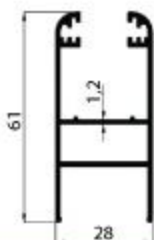
**ALM 1116** 1.097 kg/m



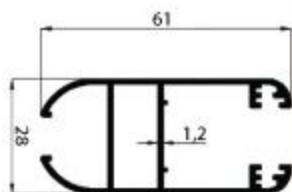
**ALM 1117** 0.363 kg/m



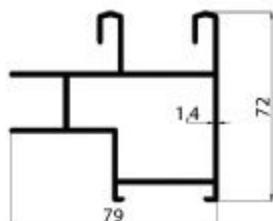
**ALM 1118** 0.690 kg/m



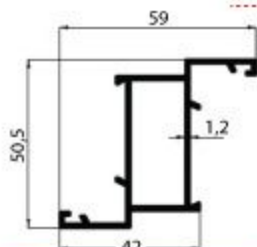
**ALM 1119** 0.691 kg/m



**ALM 1120** 0.719 kg/m



**ALM 1122** 1.276 kg/m



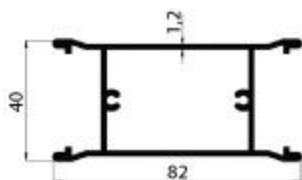
**ALM 1127** 0.640 kg/m



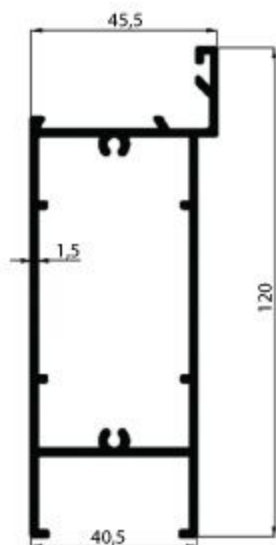
**ALM 1128** 0.764 kg/m



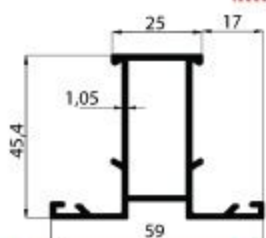
**ALM 1129** 0,286 kg/m



**ALM 1131** 0,931 kg/m




**ALM 1121** 1,427 kg/m



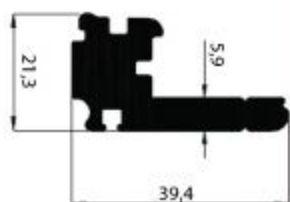
**ALM 1164** 0,589 kg/m



**ALM 1165** 0,677 kg/m



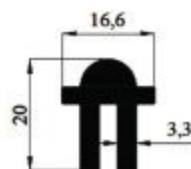
# KLIPS SYSTEM PROFILES KLIPS SİSTEM PROFİLLERİ



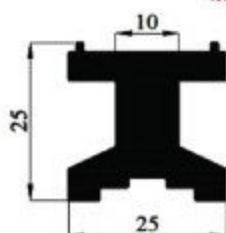
ALM 1421 1,054 kg/m



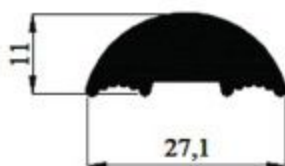
ALM 1594 1,542 kg/m



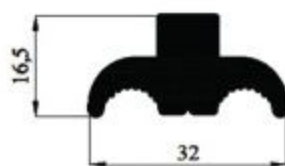
ALM 1810 0,456 kg/m



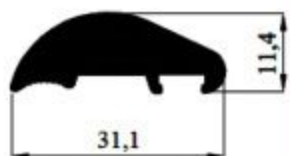
ALM 1811 0,598 kg/m




ALM 2151 0,515 kg/m




ALM 2152 0,726 kg/m



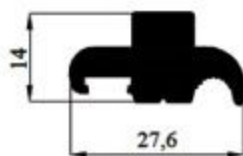
ALM 2153 0,544 kg/m



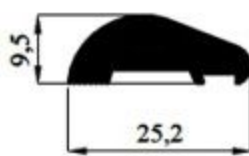
ALM 2154 0,827 kg/m



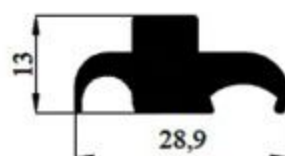
ALM 2155 0,458 kg/m



ALM 2156 0,585 kg/m



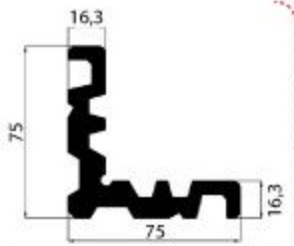
ALM 2157 0,417 kg/m



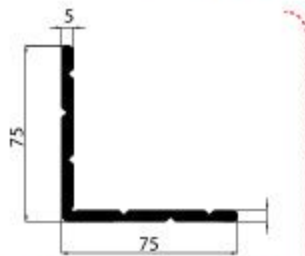
ALM 2158 0,539 kg/m



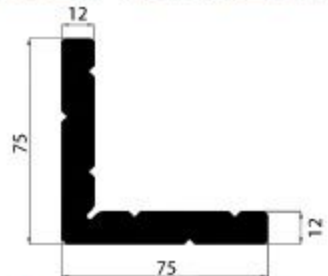
## CORNER BLOCK PROFILES KÖŞE TAKOZ PROFİLLERİ



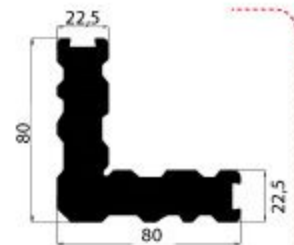
**ALM 1698** 4,044 kg/te



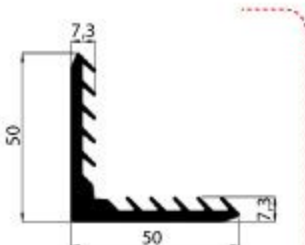
**ALM 1699** 1,871 kg/m



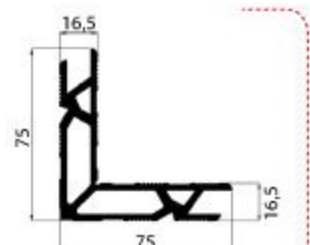
**ALM 1700** 4,371 kg/te



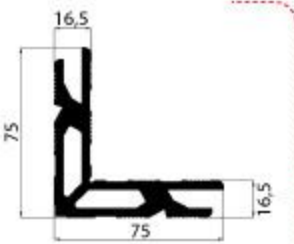
**ALM 1701** 7,180 kg/m



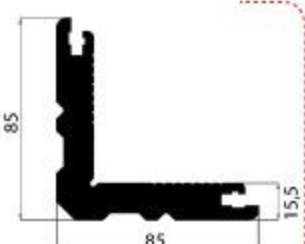
**ALM 1828** 1,185 kg/m



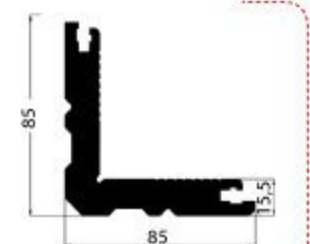
**ALM 1948** 2,548 kg/m



**ALM 2058** 3,423 kg/te



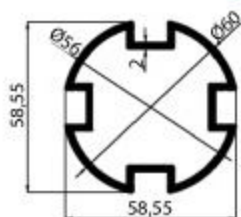
**ALM 2261** 0,510 kg/m



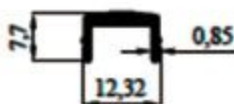
**ALM 2161** 4,729 kg/te



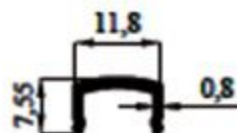
# HANDRAIL PROFILES KÜPEŞTE PROFİLLERİ



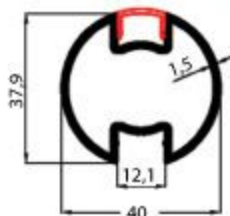
**ALM 1098** 1,288 kg/m



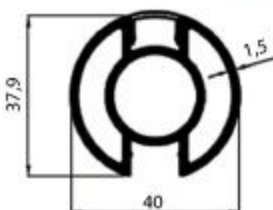
**ALM 1099** 0,079 kg/m



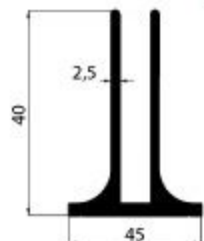
**ALM 1175** 0,060 kg/m



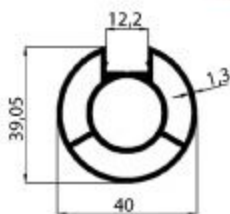
**ALM 1173** 0,626 kg/m



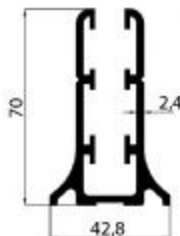
**ALM 1174** 0,888 kg/m



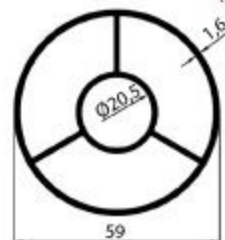
**ALM 1176** 1,544 kg/m



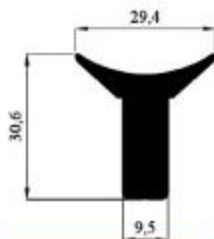
**ALM 2205** 0,775 kg/m



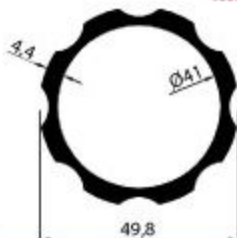
**ALM 2206** 1,687 kg/m



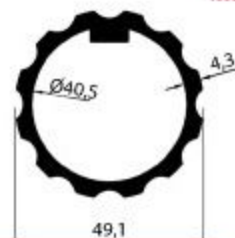
**ALM 2770** 1,230 kg/m



**ALM 2771** 0,856 kg/m



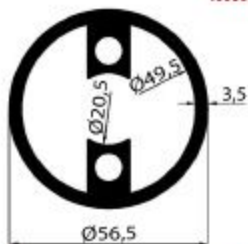
**ALM 2272** 1,326 kg/m



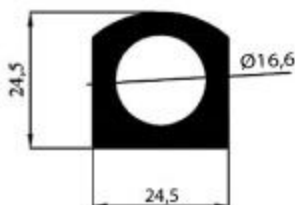
**ALM 2773** 1,355 kg/m



## HANDRAIL PROFİLES KÜPEŞTE PROFİLLERİ



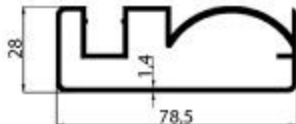
**ALM 2774** 2,276 kg/m



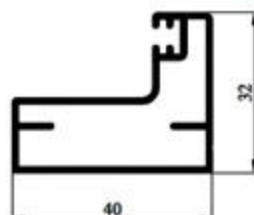
**ALM 1099** 0,079 kg/m



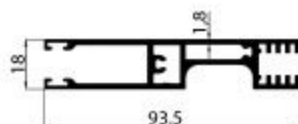
**ALM 2207** 1,089 kg/m



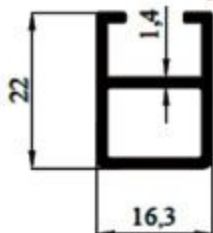
**ALM 2208** 1,854 kg/m



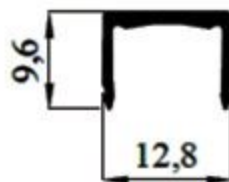
**ALM 2210** 0,531 kg/m



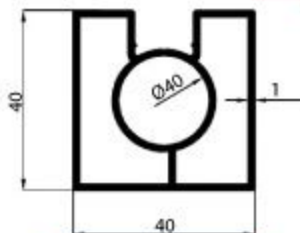
**ALM 2211** 1,339 kg/m



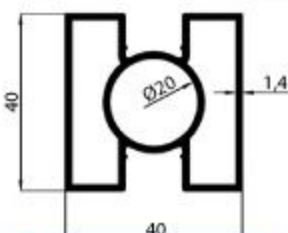
**ALM 2543** 1,282 kg/m



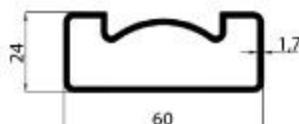
**ALM 2544** 0,079 kg/m



**ALM 2545** 0,814 kg/m



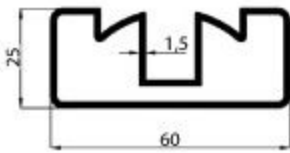
**ALM 2546** 0,684 kg/m



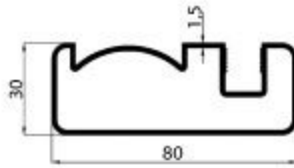
**ALM 2548** 0,797 kg/m



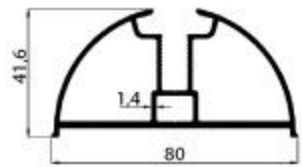
## HANDRAIL PROFILES KÜPEŞTE PROFİLLERİ



ALM 2549 0.854 kg/m




ALM 2550 1.092 kg/m

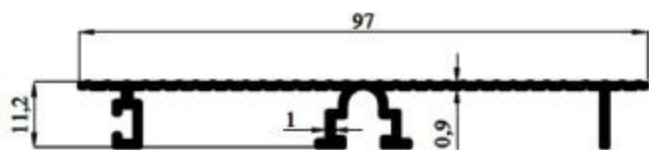


ALM 2630 1.173 kg/m

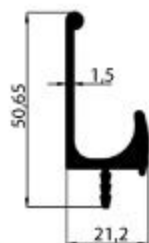


ALM 2850 0.973 kg/m

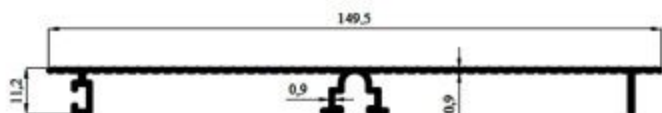




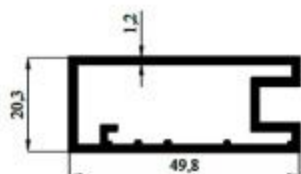
**ALM 1094** 0,426 kg/m



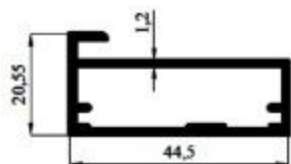
**ALM 1135** 0,494 kg/m



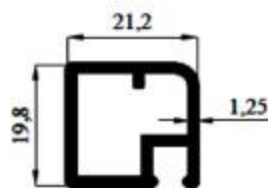
**ALM 1095** 0,530 kg/m



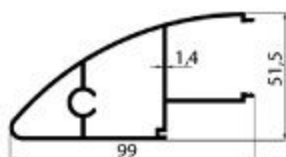
**ALM 1136** 0,520 kg/m



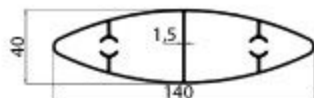
**ALM 1138** 0,456 kg/m



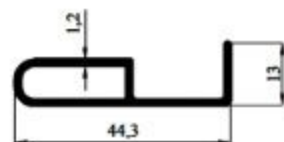
**ALM 1143** 0,266 kg/m



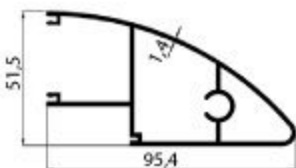
**ALM 1167** 1,190 kg/m



**ALM 1168** 1,432 kg/m

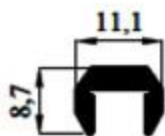


**ALM 1180** 0,270 kg/m



**ALM 1170** 1,268 kg/m

# FURNITURE PROFILES MOBILYA PROFİLLERİ



ALM 1192 0.117 kg/m



ALM 1236 0.515 kg/m



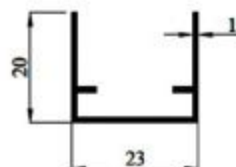
ALM 1226 1.446 kg/m



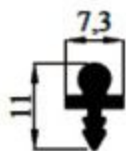
ALM 1245 0.385 kg/m



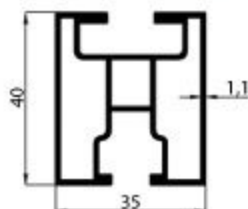
ALM 1246 0.290 kg/m



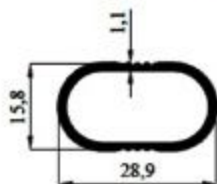
ALM 1277 0.186 kg/m



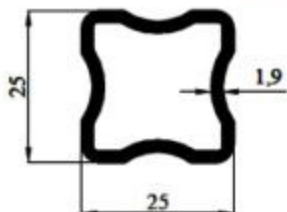
ALM 1278 0.082 kg/m



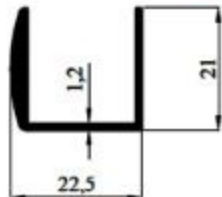
ALM 1285 0.740 kg/m



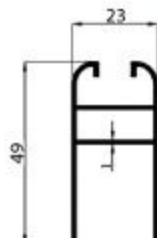
ALS 1286 0.178 kg/m



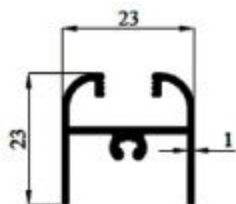
ALS 1309 0.471 kg/m



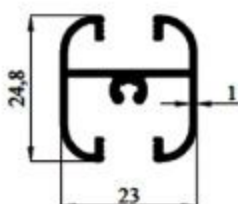
ALM 1344 0.260 kg/m



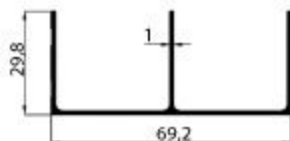
ALM 1375 0.428 kg/m



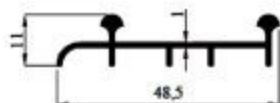
**ALM 1376** 0.240 kg/m



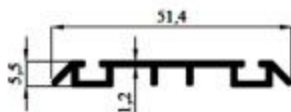
**ALM 1377** 0.320 kg/m



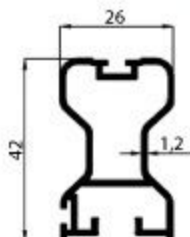
**ALM 1378** 0.523 kg/m



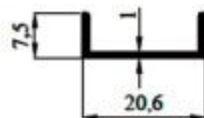
**ALM 1379** 0.252 kg/m



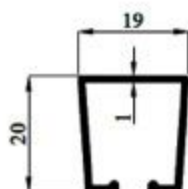
**ALM 1380** 0.280 kg/m



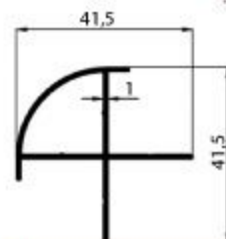
**ALM 1381** 0.537 kg/m



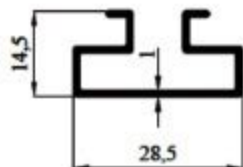
**ALM 1394** 0.092 kg/m



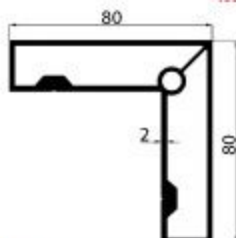
**ALM 1548** 0.184 kg/m



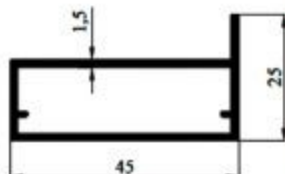
**ALM 1597** 0.334 kg/m



**ALM 1598** 0.217 kg/m

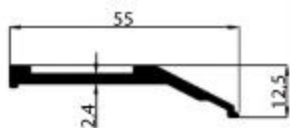


**ALM 1708** 2.992 kg/m

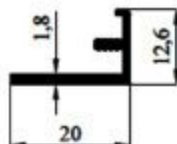


**ALM 1709** 0.521 kg/m

# FURNITURE PROFILES MOBİLYA PROFİLLERİ



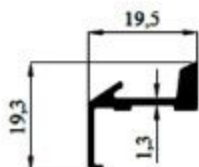
ALM 1710 0.423 kg/m



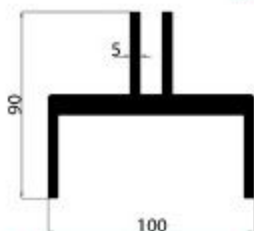
ALM 1711 0.159 kg/m



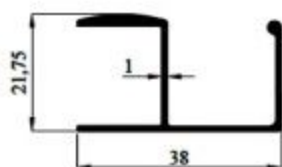
ALM 1712 0.409 kg/m




ALM 1713 0.163 kg/m



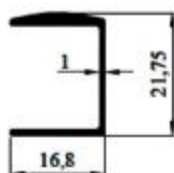
ALM 1730 4.873 kg/m



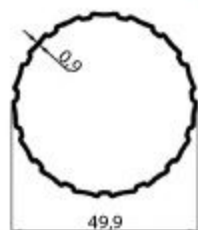
ALM 1751 0.290 kg/m



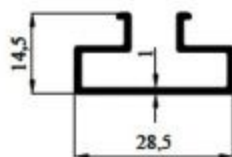
ALM 1752 0.210 kg/m




ALM 1753 0.179 kg/m



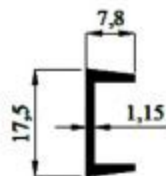
ALM 1807 0.405 kg/m



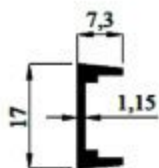
ALM 1947 0.286 kg/m



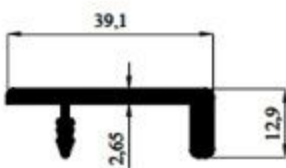
ALM 1996 0.441 kg/m



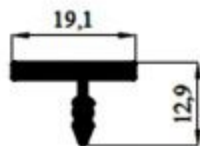
ALM 2038 0.185 kg/m



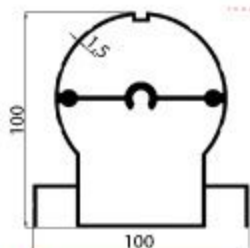
**ALM 2082** 0,169 kg/m



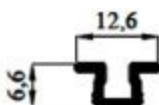
**ALM 2187** 0,447 kg/m



**ALM 2188** 0,193 kg/m



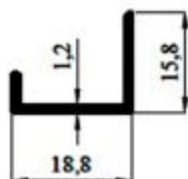
**ALM 2093** 2,368 kg/m



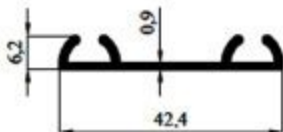
**ALM 2706** 0,072 kg/m



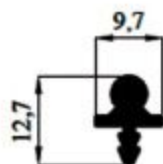
**ALM 2707** 0,626 kg/m



**ALM 2708** 0,123 kg/m



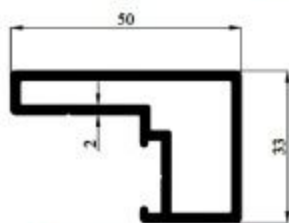
**ALM 2709** 0,198 kg/m



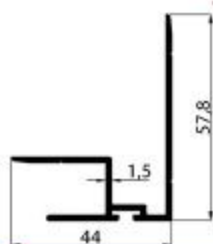
**ALM 2733** 0,138 kg/m







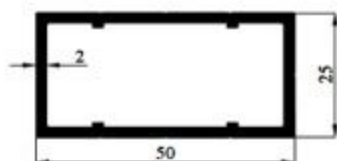
**ALM 1194** 0.688 kg/m



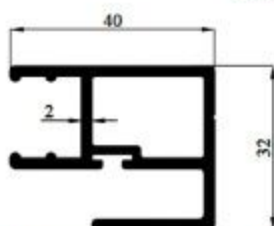
**ALM 1195** 0.557 kg/m



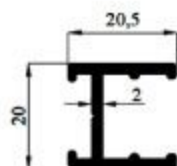
**ALM 1196** 0.668 kg/m



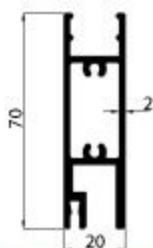
**ALM 1197** 0.798 kg/m



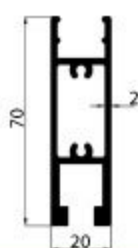
**ALM 1198** 0.821 kg/m



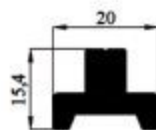
**ALM 1199** 0.333 kg/m



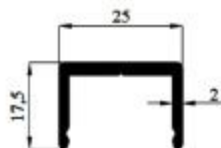
**ALM 1200** 1.230 kg/m



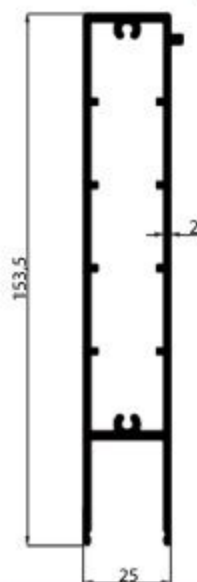
**ALM 1201** 1.258 kg/m



**ALM 1202** 0.448 kg/m



**ALM 1204** 1.403 kg/m



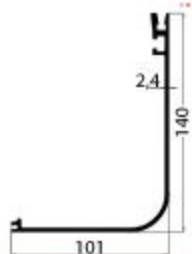
**ALM 1203** 2.165 kg/m



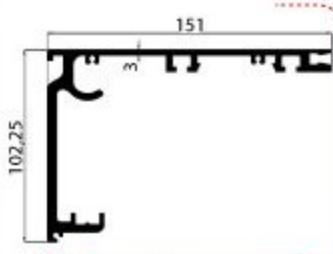
# AUTOMATIC DOOR PROFILES OTOMATİK KAPI PROFİLLERİ



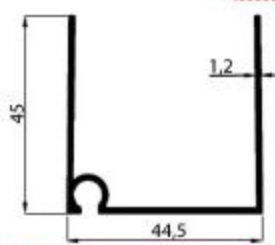
**ALM 1205** 0.227 kg/m



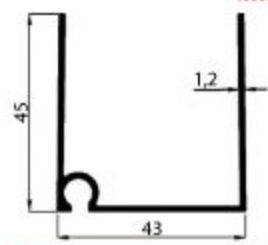
**ALM 1206** 1.763 kg/m



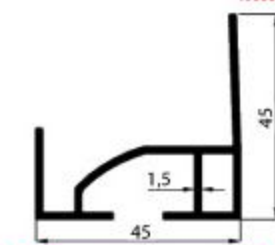
**ALM 1207** 3.899 kg/m



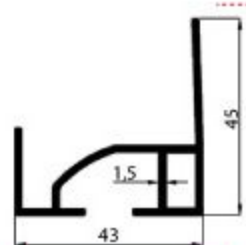
**ALM 1208** 0.444 kg/m



**ALM 1209** 0.462 kg/m



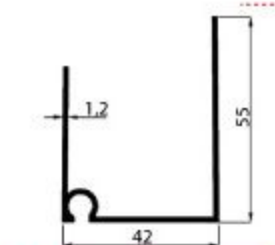
**ALM 1211** 0.597 kg/m



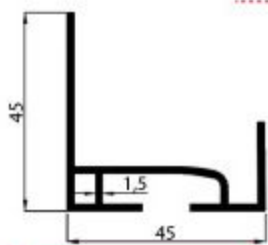
**ALM 1212** 0.597 kg/m



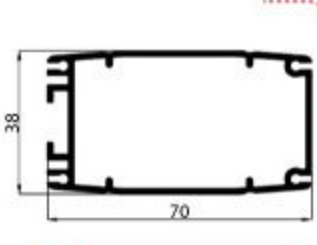
**ALM 1217** 1.238 kg/m



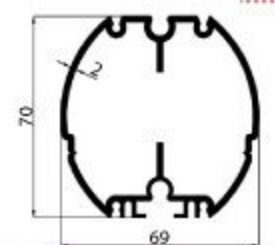
**ALM 1265** 0.691 kg/m



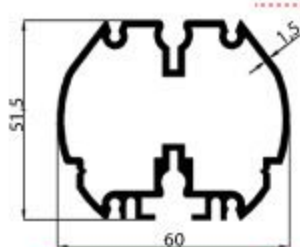
**ALM 1266** 0.588 kg/m



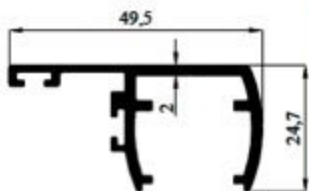
**ALM 1347** 0.991 kg/m



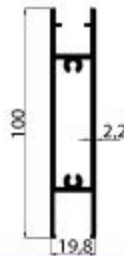
**ALM 1594** 0.542 kg/m



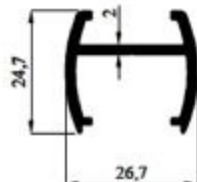
**ALM 1349** 1.219 kg/m



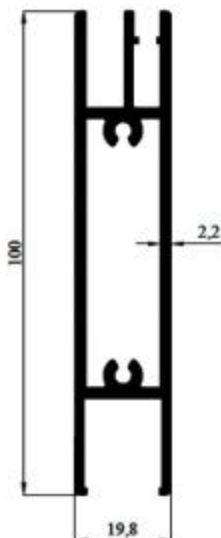
**ALM 1907** 0.572 kg/m



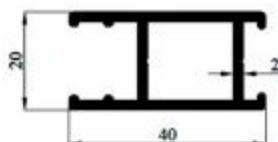
**ALM 1908** 0.448 kg/m



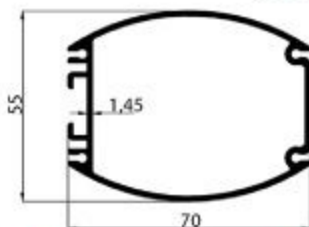
**ALM 1909** 0.483 kg/m



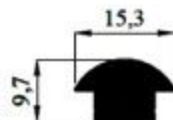
**ALM 1910** 1.598 kg/m



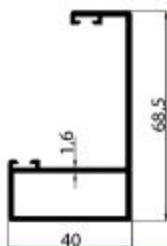
**ALM 2383** 0.632 kg/m



**ALM 2079** 1.071 kg/m

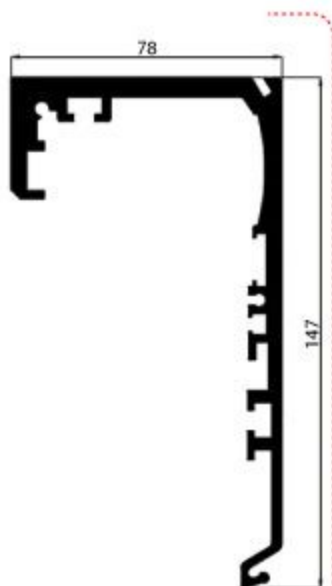


**ALM 2755** 0.266 kg/m

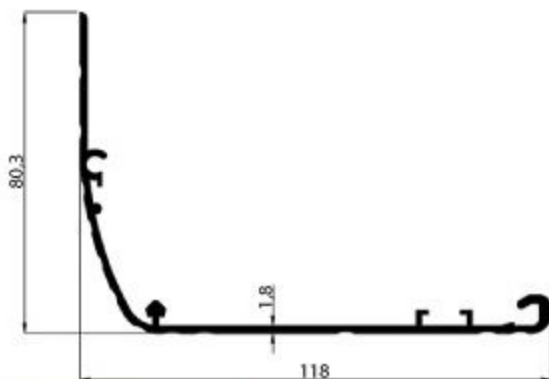


**ALM 2756** 0.867 kg/m


## AUTOMATIC DOOR PROFILES OTOMATİK KAPI PROFİLLERİ




**ALM 2757** 1.856 kg/m

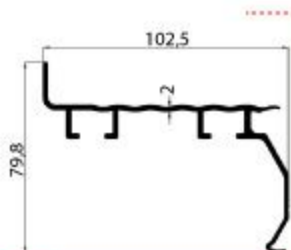


**ALM 2758** 1.862 kg/m

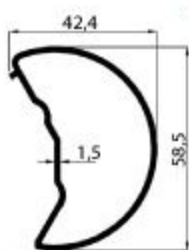




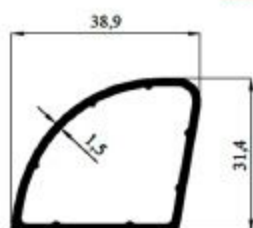
**ALM 1195** 0,557 kg/m



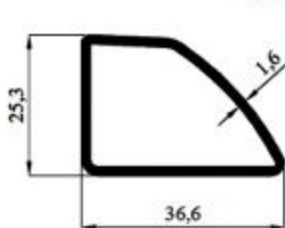
**ALM 1268** 1,252 kg/m



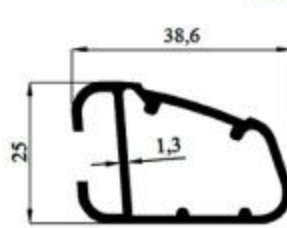
**ALS 1269** 0,694 kg/m



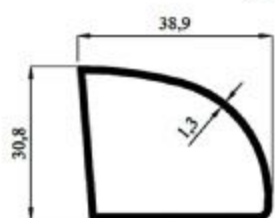
**ALS 1305** 0,680 kg/m



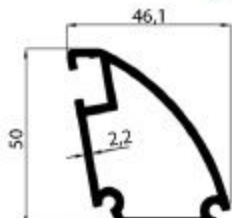
**ALM 1319** 0,468 kg/m



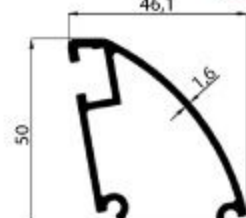
**ALM 1320** 0,468 kg/m




**ALM 1321** 0,420 kg/m



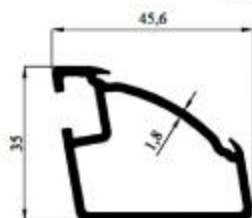
**ALM 1325** 1,051 kg/m



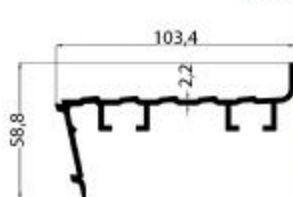
**ALS 1326** 0,689 kg/m



**ALM 1327** 0,428 kg/m

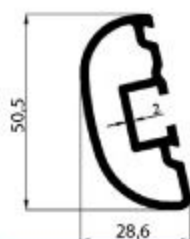


**ALM 1328** 0,734 kg/m

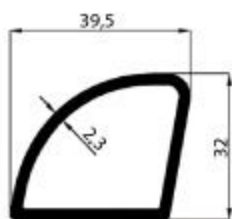


**ALM 1330** 1,389 kg/m

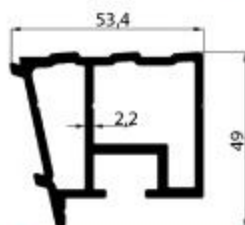
# AUTOMOTIV PROFILES OTOMOTIV PROFİLLERİ



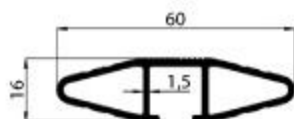
**ALM 1331** 0,843 kg/m



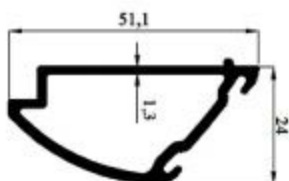
**ALM 1332** 0,764 kg/m



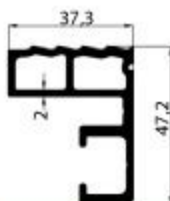
**ALM 1333** 1,517 kg/m



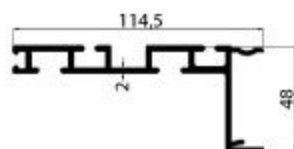
**ALM 1334** 0,533 kg/m



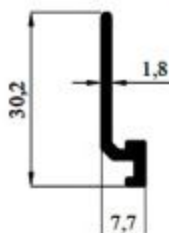
**ALM 1335** 0,542 kg/m



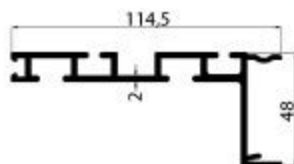
**ALM 1336** 1,868 kg/m



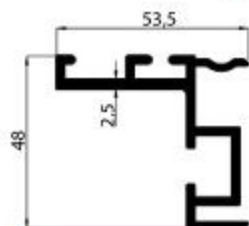
**ALM 1416** 1,447 kg/m



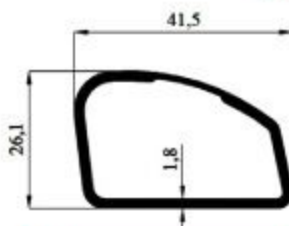
**ALM 1417** 0,175 kg/m



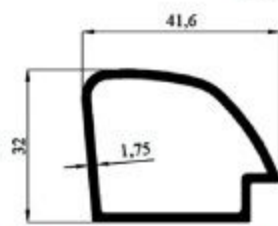
**ALS 1418** 0,364 kg/m



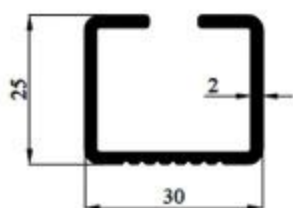
**ALM 1419** 0,943 kg/m



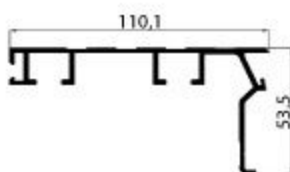
**ALM 1522** 0,512 kg/m



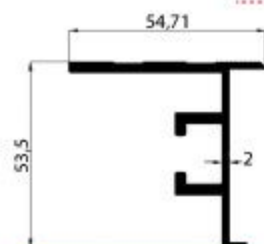
**ALM 1523** 0,598 kg/m



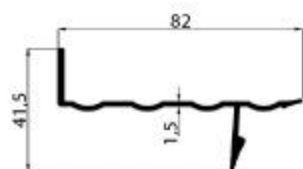
**ALM 1558** 0.482 kg/m



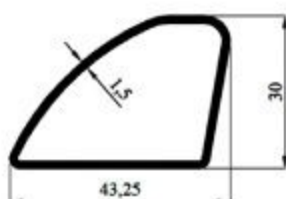
**ALM 1583** 1.318 kg/m



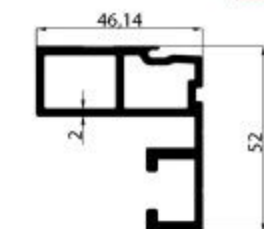
**ALM 1584** 0.907 kg/m



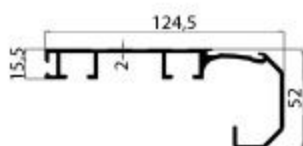
**ALM 1621** 0.501 kg/m



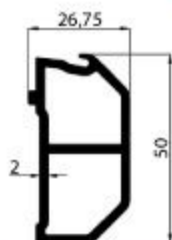
**ALM 1729** 0.482 kg/m



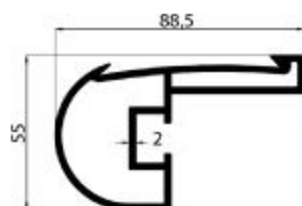
**ALM 1748** 1.256 kg/m



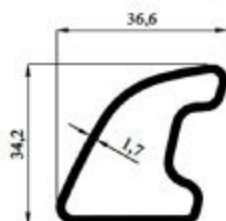
**ALM 1749** 1.525 kg/m



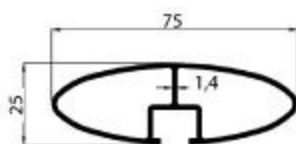
**ALM 1750** 0.808 kg/m



**ALM 1808** 1.667 kg/m



**ALM 1829** 0.558 kg/m

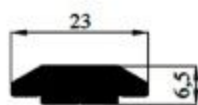


**ALM 1917** 0.766 kg/m

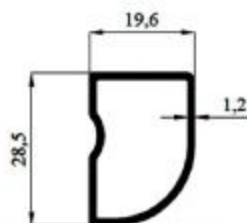


**ALM 1918** 0.240 kg/m


# AUTOMOTIV PROFILES OTOMOTIV PROFİLLERİ



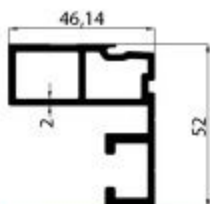
**ALM 2026** 0,325 kg/m



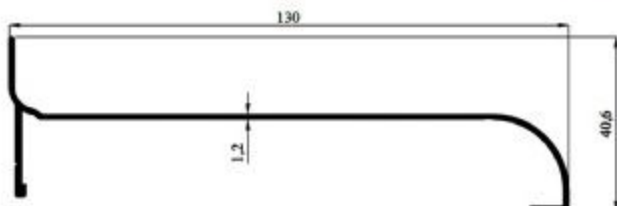
**ALM 2027** 0,279 kg/m



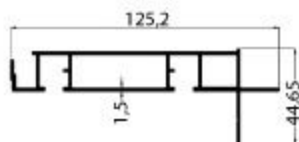
**ALM 2097** 0,524 kg/m



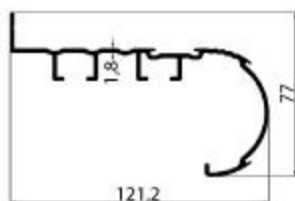
**ALM 1748** 1,256 kg/m



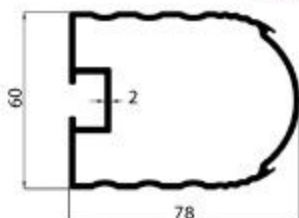
**ALM 2028** 0,631 kg/m



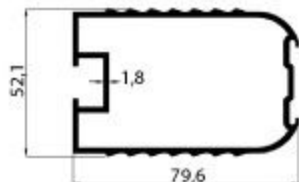
**ALM 2029** 1,368 kg/m



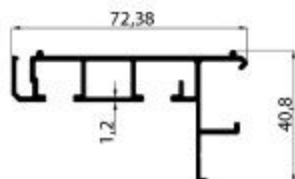
**ALM 2098** 1,389 kg/m



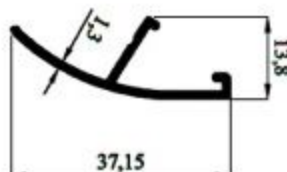
**ALM 2099** 1,431 kg/m



**ALM 2203** 1,474 kg/m



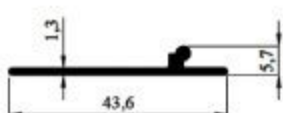
**ALM 2220** 0,829 kg/m



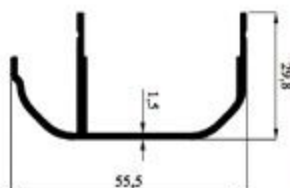
**ALM 2251** 0,264 kg/m



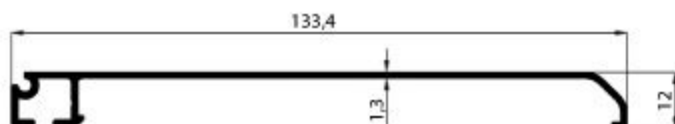
**ALM 2252** 0.145 kg/m



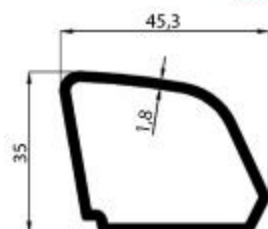
**ALM 2253** 0.187 kg/m



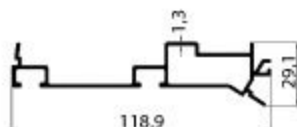
**ALM 2377** 0.523 kg/m



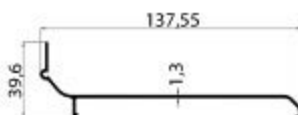
**ALM 2254** 0.628 kg/m



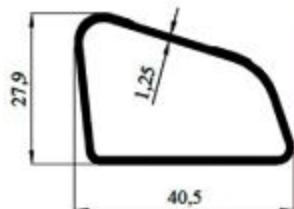
**ALM 2452** 0.662 kg/m



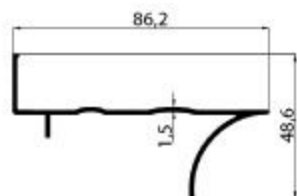
**ALM 2255** 1.005 kg/m



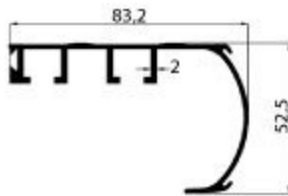
**ALM 2256** 0.640 kg/m



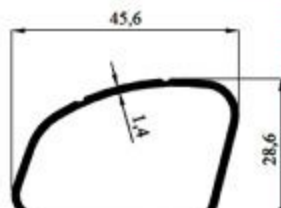
**ALM 2519** 0.407 kg/m



**ALM 2565** 0.561 kg/m



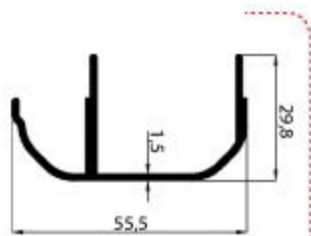
**ALM 2573** 0.973 kg/m



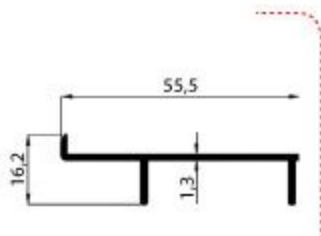
**ALM 2577** 0.455 kg/m



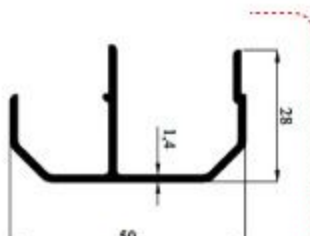
# AUTOMOTIV PROFILES OTOMOTIV PROFİLLERİ



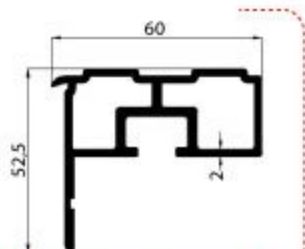
**ALM 2689** 0,553 kg/m



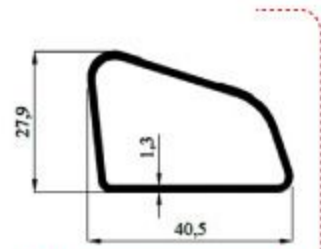
**ALM 2690** 0,293 kg/m



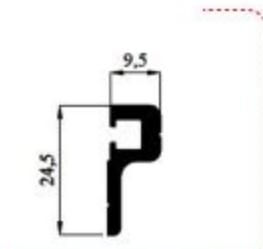
**ALS 2691** 0,434 kg/m



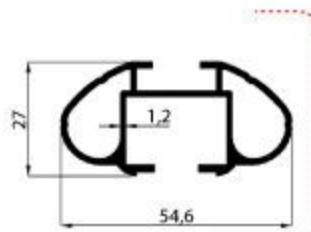
**ALM 2711** 1,319 kg/m



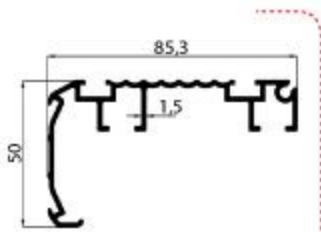
**ALM 2519** 0,403 kg/m



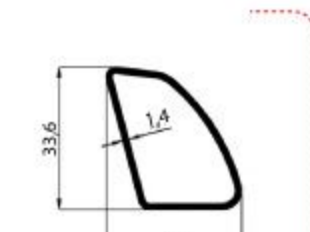
**ALS 2551** 0,276 kg/m



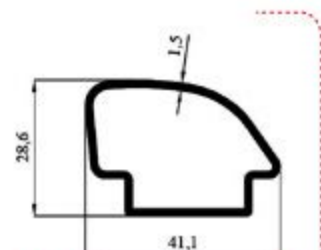
**ALM 2631** 0,661 kg/m



**ALS 2814** 1,034 kg/m




**ALM 2820** 0,398 kg/m



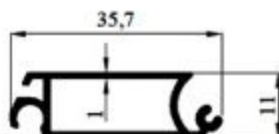
**ALM 2861** 0,477 kg/m



# BLINDS PROFILES PANJUR PROFİLLERİ



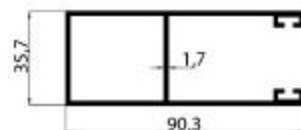
**ALM 1149** 0,842 kg/m



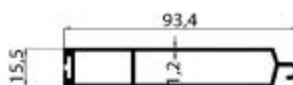
**ALM 1150** 0,289 kg/m



**ALM 1218** 0,650 kg/m




**ALM 1386** 1,265 kg/m



**ALM 1387** 0,788 kg/m



**ALM 1660** 0,446 kg/m



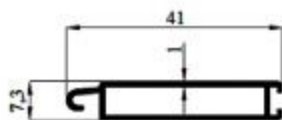
**ALM 1734** 0,722 kg/m



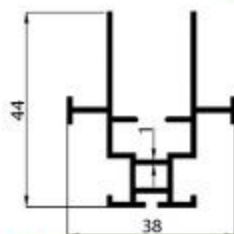
**ALM 1735** 1,385 kg/m



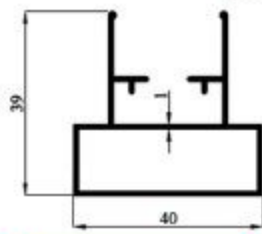
**ALM 1757** 0,736 kg/m



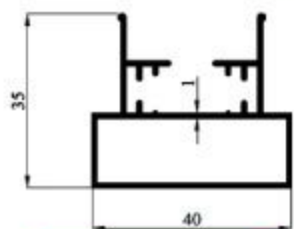
**ALM 1939** 0,252 kg/m



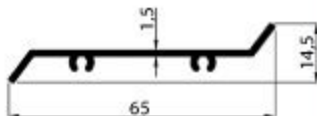
**ALM 1940** 0,464 kg/m



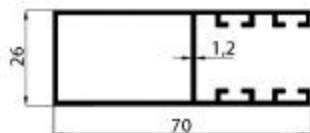
**ALM 1941** 0,444 kg/m



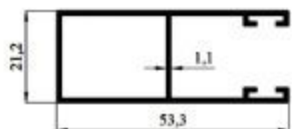
**ALM 1942** 0.489 kg/m



**ALM 1960** 0.349 kg/m



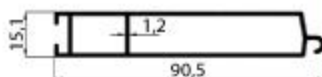
**ALM 1968** 0.754 kg/m



**ALM 1969** 0.463 kg/m



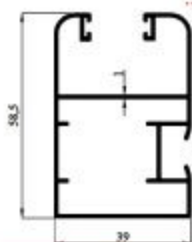
**ALM 1984** 0.795 kg/m



**ALM 2017** 0.724 kg/m



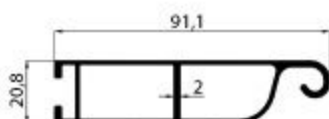
**ALM 2086** 0.679 kg/m



**ALM 2516** 0.732 kg/m



**ALM 2700** 0.473 kg/m



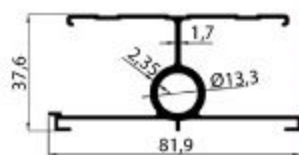
**ALM 2782** 0.967 kg/m



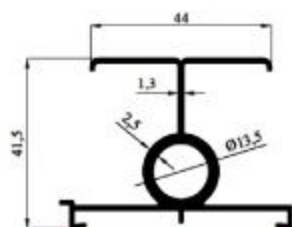
**ALM 2844** 0.265 kg/m



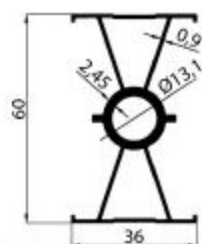
# RADIATOR PROFILES RADYATOR PROFİLLERİ



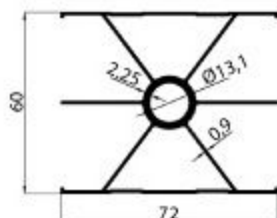
**ALM 1004** 0,865 kg/m



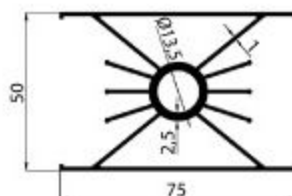
**ALM 1043** 0,772 kg/m



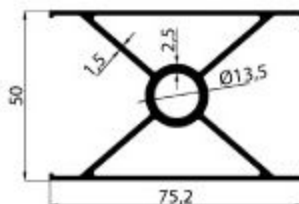
**ALM 1096** 0,759 kg/m



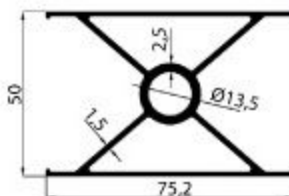
**ALM 1097** 1,185 kg/m



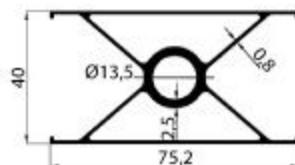
**ALM 1191** 1,255 kg/m



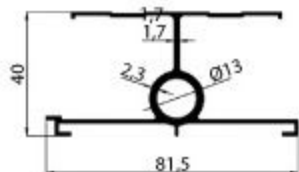
**ALM 1346** 1,381 kg/m



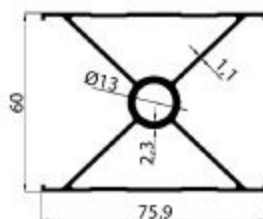
**ALM 1732** 1,281 kg/m



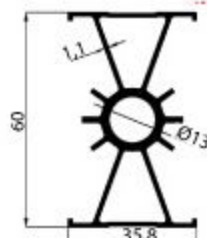
**ALM 1849** 0,948 kg/m



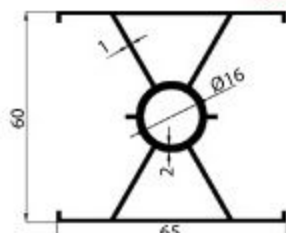
**ALM 1938** 0,980 kg/m



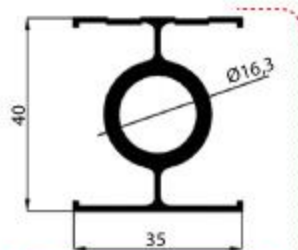
**ALM 2046** 1,163 kg/m



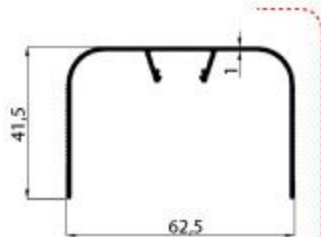
**ALM 2047** 0,988 kg/m



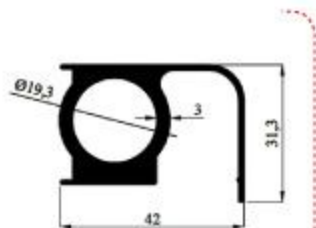
**ALM 2085** 0,954 kg/m



**ALM 2596** 0.794 kg/m



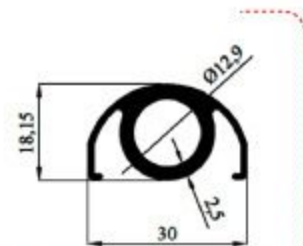
**ALM 2815** 1.198 kg/m



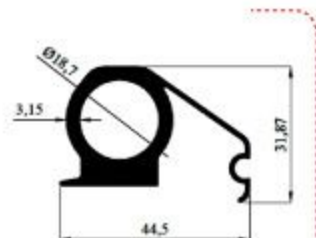
**ALM 1003** 1.870 kg/m



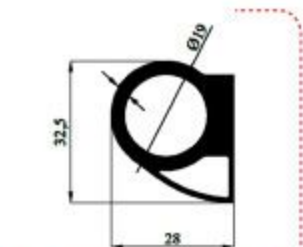
**ALM 1010** 0.615 kg/m



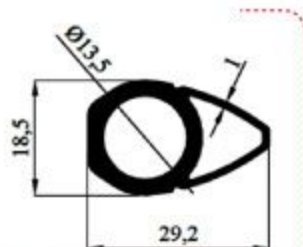
**ALM 1011** 0.151 kg/m



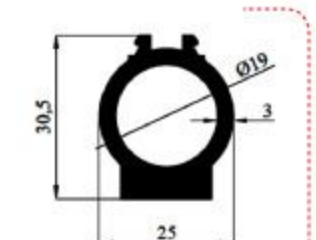
**ALM 1044** 1.588 kg/m



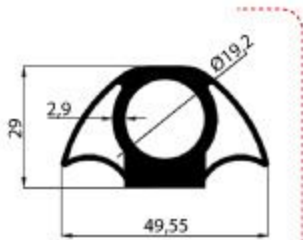
**ALM 1132** 0.854 kg/m



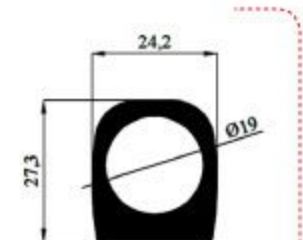
**ALM 1663** 0.928 kg/m



**ALM 1338** 0.794 kg/m

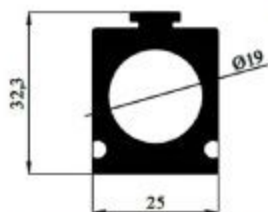


**ALM 1345** 1.113 kg/m



**ALM 1460** 0.875 kg/m

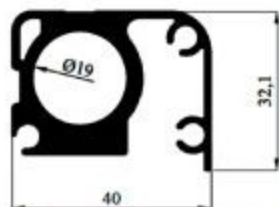
# RADIATOR PROFILES RADYATOR PROFİLLERİ



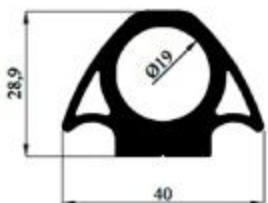
ALM 1461 1.228 kg/m



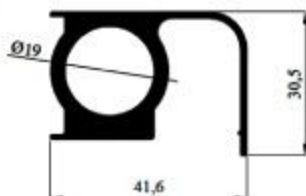
ALM 1462 4.234 kg/m



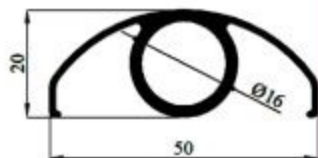
ALM 1463 1.200 kg/m



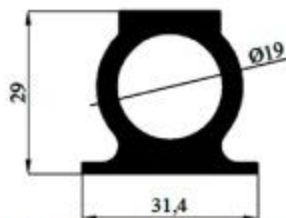
ALM 1850 1.088 kg/m



ALM 1956 0.592 kg/m



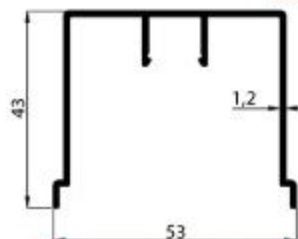
ALM 2083 0.656 kg/m



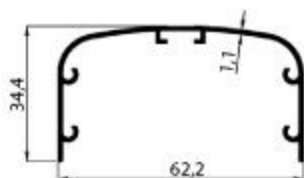
ALM 2084 1.184 kg/m



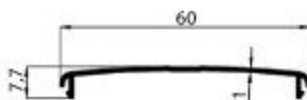
ALM 1159 0.683 kg/m



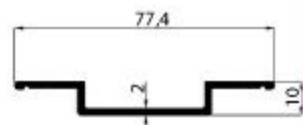
ALM 1287 0.512 kg/m



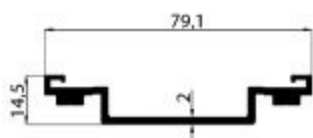
ALM 1427 0.645 kg/m



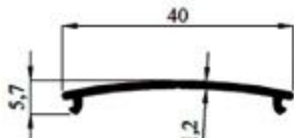
ALM 1428 0.281 kg/m



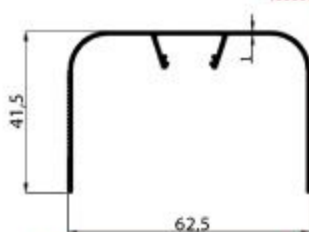
ALM 1429 0.534 kg/m



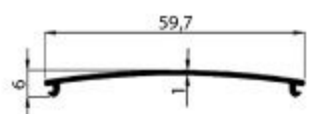
**ALM 1430** 0.178 kg/m



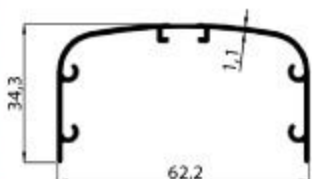
**ALM 1879** 0.152 kg/m



**ALM 1954** 0.444 kg/m



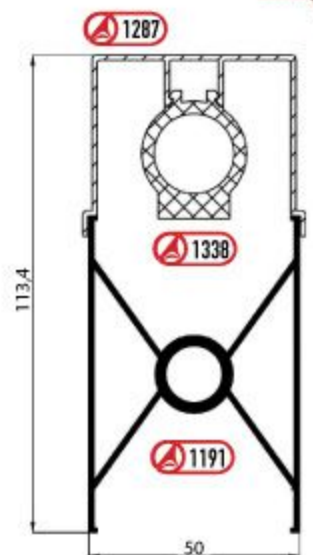
**ALM 1955** 0.187 kg/m



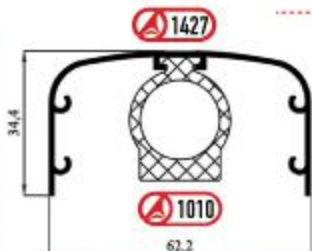
**ALM 2197** 0.444 kg/m



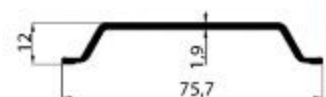
**ALM 2198** 0.238 kg/m



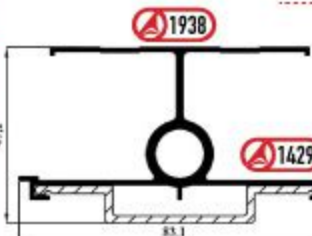
**ÇALIŞMA ŞEMASI**  
OPERATION DIAGRAM



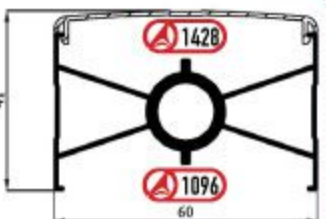
**ÇALIŞMA ŞEMASI**  
OPERATION DIAGRAM



**ALM 2201** 0.431 kg/m



**ÇALIŞMA ŞEMASI**  
OPERATION DIAGRAM

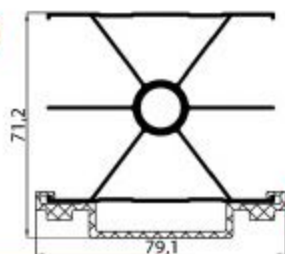


**ÇALIŞMA ŞEMASI**  
OPERATION DIAGRAM



# RADIATOR PROFILES RADYATOR PROFİLLERİ

1097

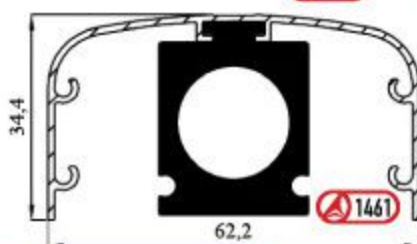


1430

ÇALIŞMA ŞEMASI

OPERATION DIAGRAM

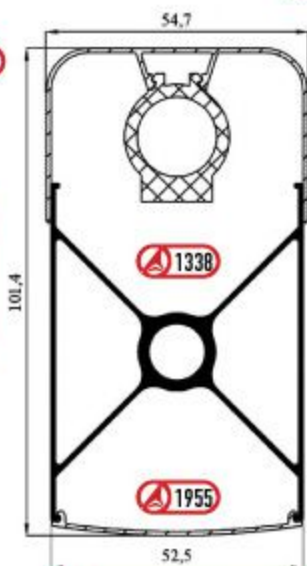
1427



1461

ALM 1810 0.455 kg/m

1954

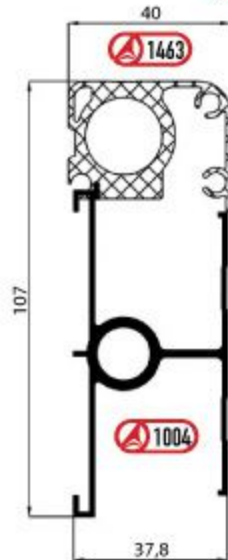


1338

1955

ALM 1449 0.599 kg/m

1463

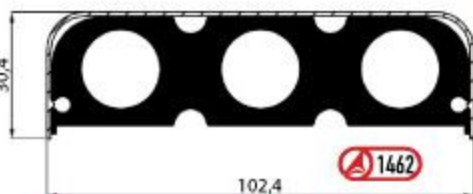


1004

ALM 1449 0.599 kg/m



30.4

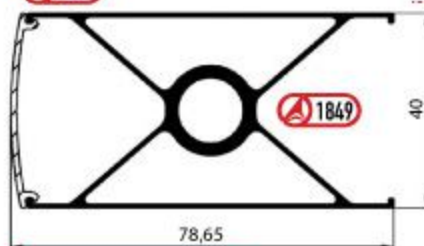


1462

ÇALIŞMA ŞEMASI

OPERATION DIAGRAM

1879



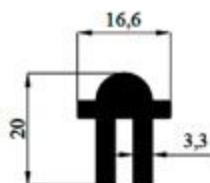
1849

ÇALIŞMA ŞEMASI

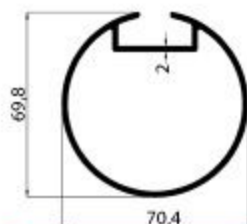
OPERATION DIAGRAM



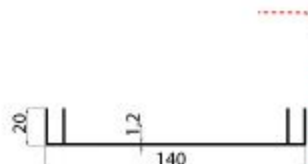
**ALM 1405** 0,943 kg/m



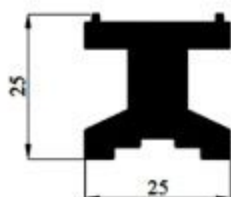
**ALM 1810** 0,456 kg/m



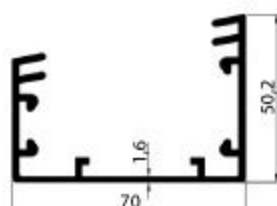
**ALM 1809** 1,381 kg/m



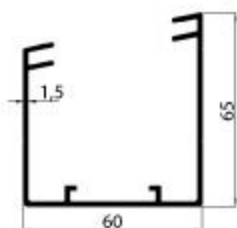
**ALS 1534** 0,708 kg/m



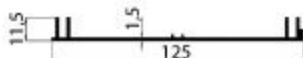
**ALM 1811** 0,998 kg/m




**ALM 1458** 1,205 kg/m



**ALM 1511** 0,988 kg/m



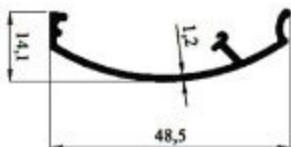
**ALM 1450** 0,699 kg/m



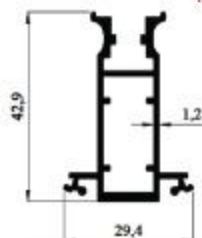
**ALM 1449** 0,599 kg/m



**ALM 1448** 0,517 kg/m



**ALM 1443** 0,252 kg/m

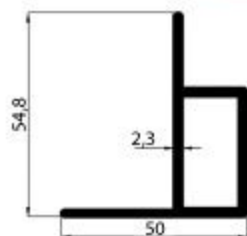


**ALM 1442** 0,547 kg/m

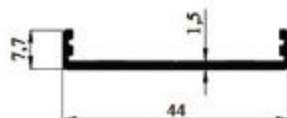
# ADVERTISING PROFILES REKLAM PROFİLLERİ



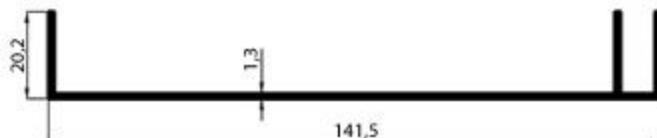
**ALM 1065** 1,695 kg/m



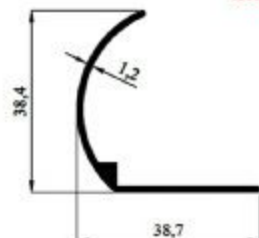
**ALM 1066** 0,899 kg/m



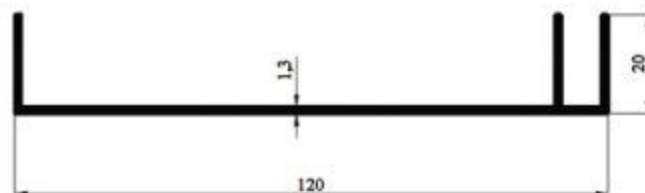
**ALM 1340** 0,233 kg/m



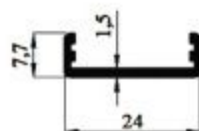
**ALM 1108** 0,704 kg/m



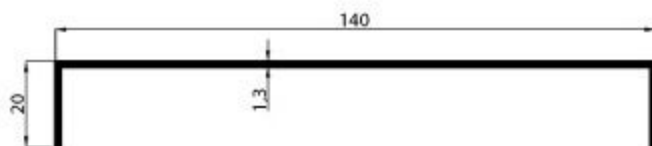
**ALM 1109** 0,276 kg/m



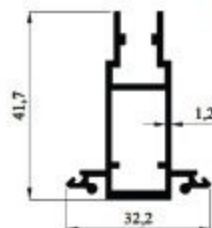
**ALM 1254** 0,620 kg/m



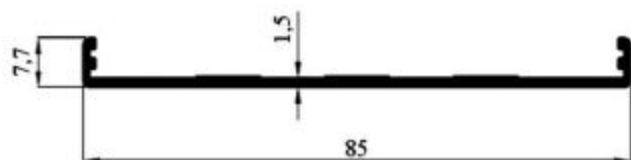
**ALM 1339** 0,144 kg/m



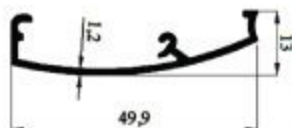
**ALM 1255** 0,631 kg/m



**ALM 1406** 0,460 kg/m



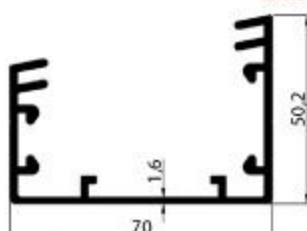
**ALM 1341** 0.943 kg/m



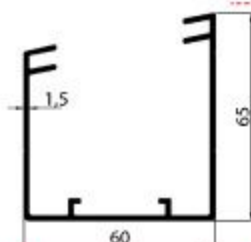
**ALM 1407** 0.286 kg/m



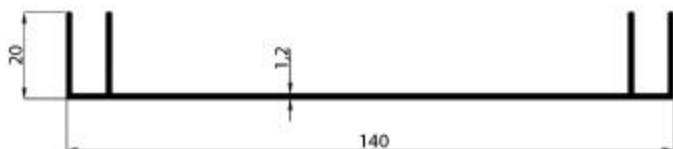
**ALM 1451** 0.555 kg/m



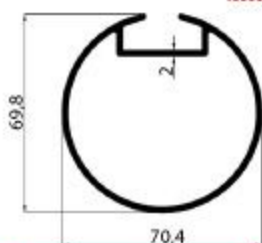
**ALM 1458** 1.285 kg/m



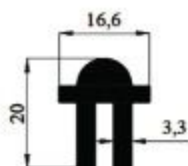
**ALM 1511** 0.908 kg/m



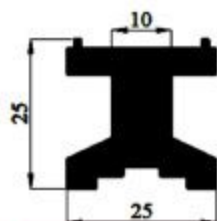
**ALM 1534** 0.700 kg/m



**ALM 1809** 1.340 kg/m

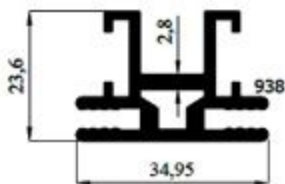


**ALM 1810** 0.456 kg/m

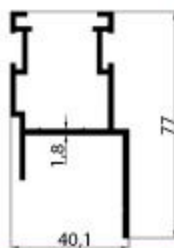


**ALM 1811** 0.796 kg/m

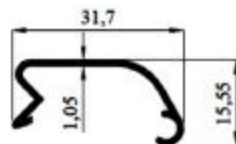
## ADVERTISING PROFILES REKLAM PROFİLLERİ



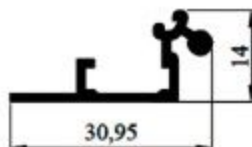
ALM 2092 0,743 kg/m



ALM 2566 0,938 kg/m

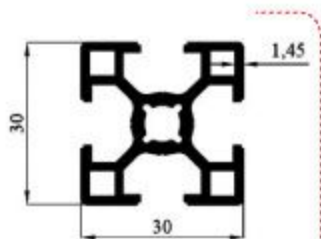


ALM 2619 0,173 kg/m

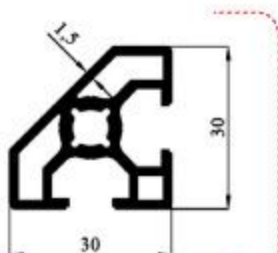


ALM 2620 0,209 kg/m

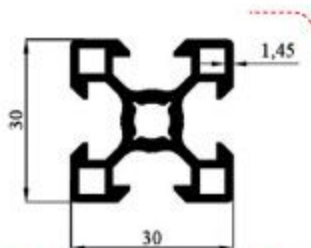




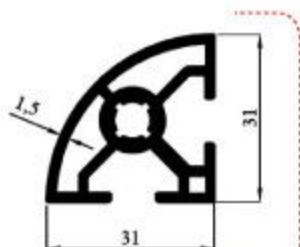
**ALM 1727** 0.772 kg/m



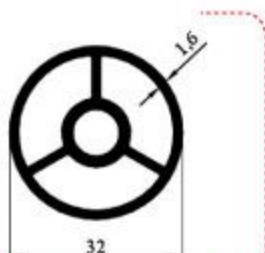
**ALM 1728** 0.691 kg/m



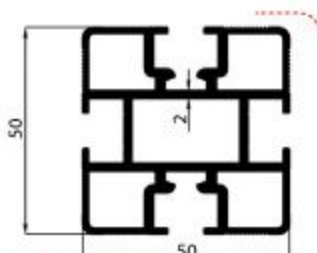
**ALM 2676** 0.824 kg/m




**ALM 2695** 0.721 kg/m



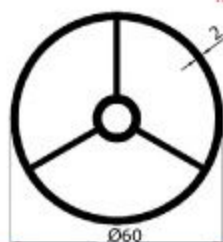
**ALM 2696** 0.693 kg/m



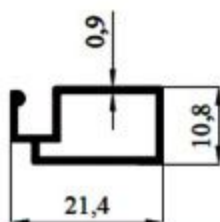
**ALM 2698** 2.548 kg/m



# SWATTER PROFILES SİNEKLİK PROFİLLERİ



ALM 1226 1,466 kg/m



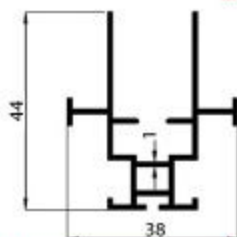
10 X 20 SİNEKLİK PROFİLİ

ALM 1758 0,161 kg/m

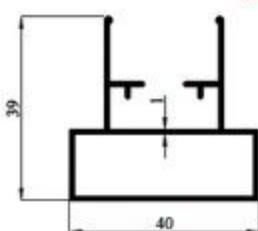


17 X 25 SİNEKLİK PROFİLİ

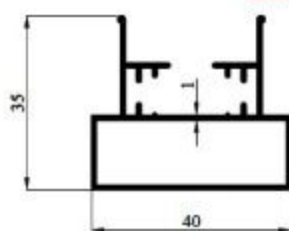
ALM 1664 0,169 kg/m



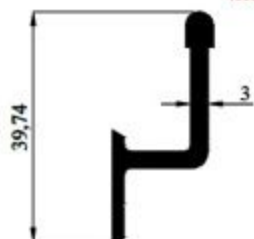
ALM 1940 0,656 kg/m



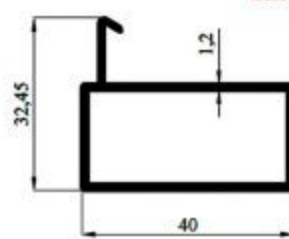
ALM 1941 0,475 kg/m



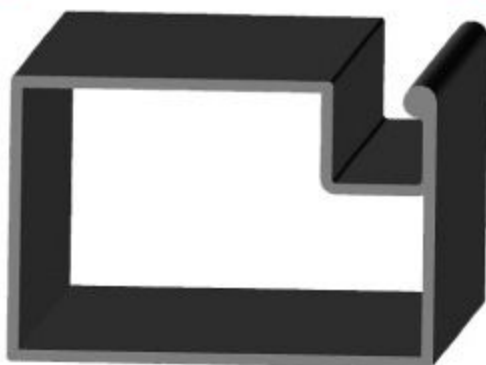
ALM 1942 0,488 kg/m

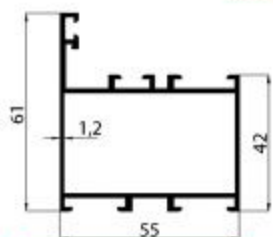


ALM 2061 0,434 kg/m

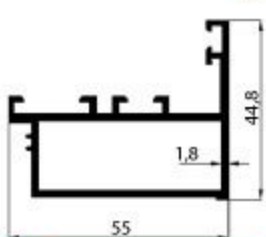


ALM 2090 0,417 kg/m

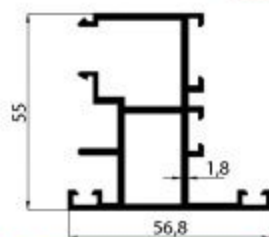




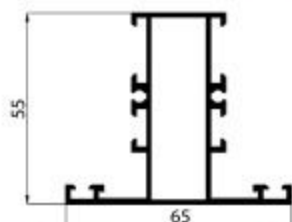
**ALM 1860** 1,908 kg/m



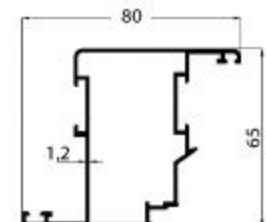
**ALM 1861** 0,940 kg/m



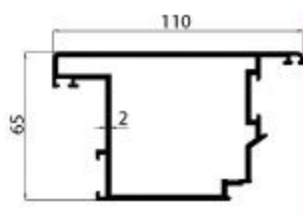
**ALM 1862** 1,187 kg/m



**ALM 1863** 0,940 kg/m



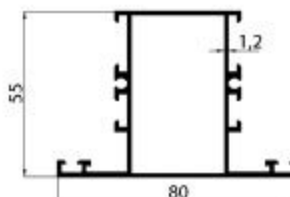
**ALM 1864** 1,031 kg/m



**ALM 1865** 1,912 kg/m



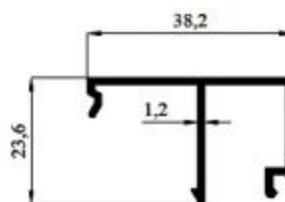
**ALM 1866** 2,075 kg/m



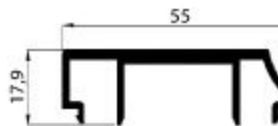
**ALM 1867** 1,050 kg/m



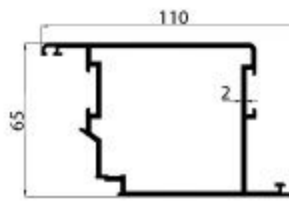
**ALM 1868** 2,036 kg/m



**ALM 1869** 0,309 kg/m



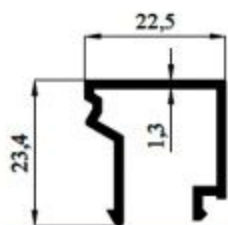
**ALM 1870** 0,648 kg/m



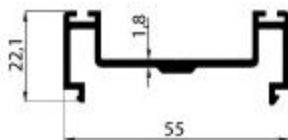
**ALM 1871** 1,818 kg/m



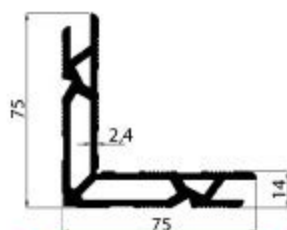
# SYSTEM PROFILES SISTEM PROFİLLERİ



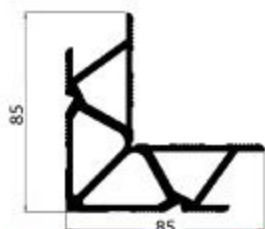
**ALM 1872** 0,264 kg/m



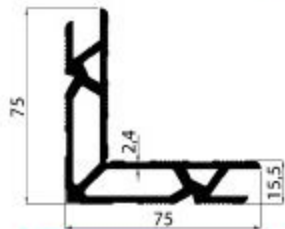
**ALM 1873** 0,576 kg/m



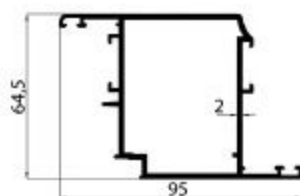
**ALM 1882** 2,433 kg/m



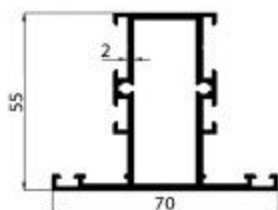
**ALM 1883** 3,261 kg/m



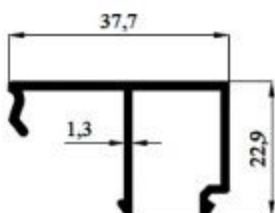
**ALM 1948** 2,548 kg/m




**ALM 2019** 1,593 kg/m

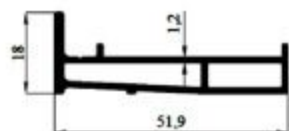


**ALM 2020** 1,289 kg/m

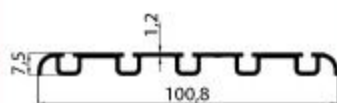


**ALM 2021** 0,305 kg/m

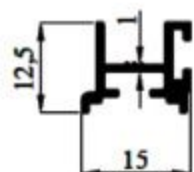




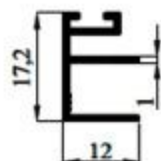
**ALM 1761** 0,485 kg/m



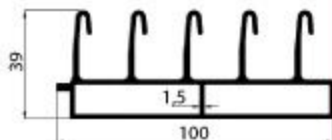
**ALM 1787** 0,675 kg/m



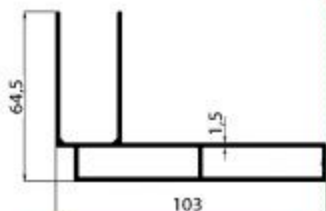
**ALM 1788** 0,145 kg/m



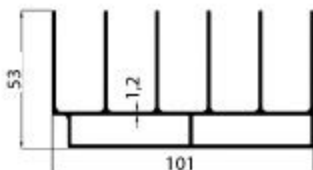
**ALM 1789** 0,143 kg/m



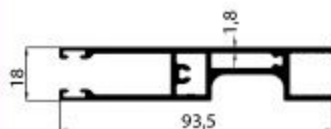
**ALM 1791** 0,741 kg/m



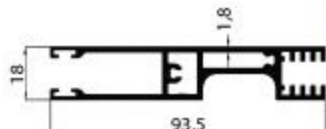
**ALM 1792** 1,367 kg/m



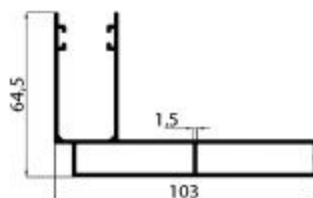
**ALM 1793** 1,537 kg/m



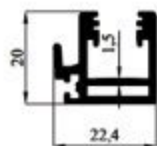
**ALM 1794** 1,234 kg/m



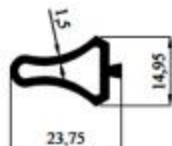
**ALM 2211** 1,328 kg/m



**ALM 2257** 1,437 kg/m

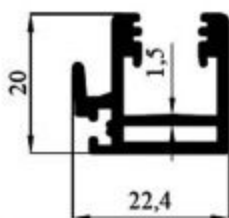


**ALM 2384** 0,420 kg/m

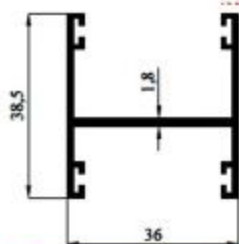


**ALM 2385** 0,997 kg/m

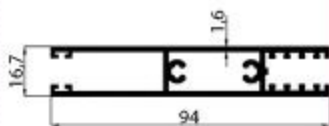
# SLIDING SYSTEM PROFILES SÜRME PROFİLLERİ



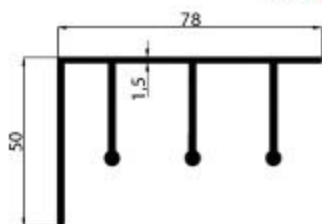
**ALM 2385** 0,244 kg/m



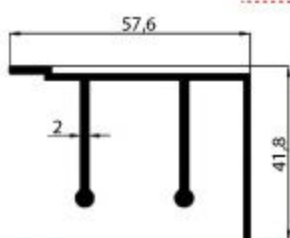
**ALM 2387** 0,553 kg/m



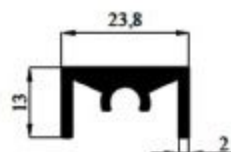
**ALM 2388** 1,218 kg/m



**ALM 2389** 1,183 kg/m



**ALM 2390** 0,770 kg/m



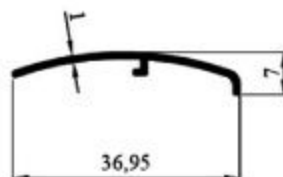
**ALM 2391** 0,366 kg/m



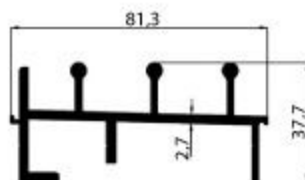
**ALM 2392** 1,212 kg/m



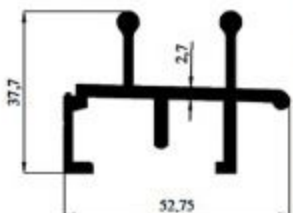
**ALM 2393** 0,888 kg/m



**ALM 2394** 0,119 kg/m



**ALM 2395** 1,447 kg/m



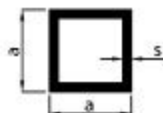
**ALM 2396** 1,083 kg/m



**ALM 2397** 0,328 kg/m




**SQUARE BOXS**  
**DOLU ÇUBUKLAR**



**KARE KUTULAR/SQUARE BOXS**

	PROFIL NO	a	s	kg/m
1	1533	15	1	0.152
2	2547-R	15	1.5	0.203
3	2454	15	2	0.282
4	1035	20	1.2	0.244
5	1235	22	2.5	0.528
6	1521	25	1.9	0.473
7	1950-R	25	1.9	0.458
8	2531-R	25.5	1.5	0.368
9	1014	30	1.2	0.375
10	1593	30	2	0.607
11	2274	30	3	0.878
12	1257	40	1.2	0.504
13	1409	50	2	1.040
14	1384	60	1.2	0.748
15	1760	80	2	1.691
16	2444	100	2.5	2.642

## RECTANGULAR BOXS DİKDÖRTGEN KUTULAR



### DİKDÖRTGEN KUTULAR/RECTANGULAR BOXS

	PROFİL NO	a	b	s	kg/m
1	2212	10	20	2	0.282
2	1342	10	30	2	0.390
3	1181	10,2	20,2	1	0.168
4	2022	15	20	2	0.336
5	1034	15	25	1,2	0.243
6	1036	17	25	1,2	0.258
7	2529	20	10	1,2	0.179
8	1086	20	25	2	0.445
9	2661	20	30	1,2	0.310
10	2530-R	20	30	1,5	0.377
11	1586	20	30	2	0.498
12	1031	20	40	1,2	0.374
13	2528-R	20	40	1,5	0.453
14	1780	20	40	2	0.606
15	1469-R	20	40	2	0.590
16	1680	20	60	1,2	0.505
17	2527	20	60	2	0.823
18	1592	25	30	2	0.552
19	1585	25	40	2	0.661
20	2448	25	90	1,6	0.970
21	2184	30	40	1,8	0.648
22	2659	30	40	2	0.715
23	1610	30	50	1,8	0.746

	PROFİL NO	a	b	s	kg/m
24	1137	30	50	2	0.824
25	1500	30	70	1	0.531
26	1016	32	75	1,1	0.625
27	1337	32	75	2	1.114
28	1144	38	76	2	1.217
29	1524	40	50	1,2	0.570
30	1385	40	60	1,2	0.623
31	2070	40	60	1,5	0.789
32	1662	40	60	2	1.041
33	2186-R	40	60	2	1.022
34	1015	40	80	1,5	0.951
35	1497	40	80	2	1.257
36	2369	40,8	78,8	3,4	2.079
37	1599	44	107	2	1.595
38	2428	45	15	2	0.607
39	2275	50	80	3	2.014
40	1681	50	95	1,5	1.155
41	2567	50	95	2	1.529
42	1317	50	100	2	1.257
43	2381	50	100	4	3.098
44	1630	50	150	2	2.125
45	2259	50	150	3	3.155
46	2443	60	120	2	1.908

\* ( R İçareti radiuslu profil)



CIRCULAR PIPES  
YUVARLAK BORULAR



YUVARLAK BORULAR/CIRCULAR PIPES

	PROFIL NO	d	s	kg/m
1	1234	8	0.9	0.054
2	1284	12	1	0.093
3	2684	16	1	0.127
4	2209	16	1.5	0.184
5	1172	19	1.2	0.181
6	2539	20	1.5	0.236
7	1097	22	2	0.341
8	1903	24	7	1.013
9	2685	25	1.2	0.244
10	2540	25	1.5	0.301
11	1971	25	2	0.392
12	1354	25	3	0.560
13	1672	25	3.5	0.641
14	2031	26	8	1.226
15	1233	28	0.9	0.207
16	1283	29.6	2.2	0.514
17	1351	32	1	0.265
18	1424	32	1.5	0.390
19	1475	32	3	0.740
20	1512	33	3	0.766
21	1425	35	1.5	0.428
22	2579	35	2	0.562

	PROFIL NO	d	s	kg/m
23	1353	35	3	0.817
24	1777	35	8	1.840
25	1171	40	1.5	0.490
26	1476	40	2.5	0.800
27	1934	42	1.9	0.648
28	1471	48.3	4	1.509
29	1169	50	1.5	0.618
30	1352	50	3	1.200
31	1452	50	5	1.915
32	2813	58.5	1.5	0.729
33	1013	60	1	0.500
34	1557	60	1.5	0.748
35	1513	75	5	2.981
36	1020	80	1	0.672
37	1520	80	4	2.586
38	2491	85	1.3	0.957
39	1001	100	1	0.840
40	1237	101	1.5	1.270
41	1559	110	1	0.927
42	2492	111.6	3	1.222
43	2006	120	3.5	3.474
44	1023	125	1	1.264

## FILLED BARS DOLU ÇUBUKLAR



## SQUARE BARS KARE ÇUBUKLAR



## KARE ÇUBUKLAR/SQUARE BARS

	PROFIL NO	a	a	kg/m
1	1242	20	20	1.084
2	1033	25	25	1.694
3	1716	30	30	2.436
4	1032	40	40	4.336
5	1322	50	50	6.775
6	1281	60	60	9.756

## DOLU ÇUBUKLAR/FILLED BARS

	PROFIL NO	b	kg/m
1	1324	6	0.076
2	1247	8	0.136
3	1054	10	0.213
4	1055	12	0.307
5	1549	14	0.419
6	1056	14	0.479
7	1697	18	0.690
8	1050	20	0.851
9	1725	23	1.126
10	1051	25	1.330
11	1130	27	1.551
12	1052	30	1.915
13	1017	32	2.180
14	1053	35	2.607
15	1726	36	2.757
16	1045	40	3.406
17	1046	45	4.310
18	1047	50	5.321
19	1048	55	6.438
20	1038	60	7.662
21	1024	65	8.995
22	1049	70	10.450
23	1039	72	11.000
24	1057	75	12.800
25	1058	80	13.420
26	1059	85	15.377
27	1060	90	17.240
28	1061	95	19.210
29	1037	100	21.285
30	1582	110	25.753

**RECTANGULAR BARS  
DİKDÖRTGEN ÇUBUKLAR**

**RECTANGULAR BARS  
DİKDÖRTGEN ÇUBUKLAR**

**DİKDÖRTGEN ÇUBUKLAR/RECTANGULAR BARS**

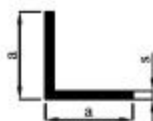
	PROFİL NO	a	b	kg/m
1	1644	15	5	0.203
2	1857	25	13	0.881
3	2626	30	10	0.813
4	2671	34,5	7,85	0.735
5	2002	40	3	0.325
6	1420	40	5	0.542
7	1018	40	10	1.080
8	2214	40	20	2.168
9	1473	50	10	1.350
10	1542	60	8	1.300
11	2627	60	10	1.626
12	1323	60	20	3.252
13	1261	60	25	4.065
14	1263	60	40	6.504
15	1259	70	10	1.897
16	1280	70	20	3.794
17	1260	70	25	4.742
18	1279	70	30	5.691
19	1282	80	20	4.336
20	2422	160	25	10.840
21	1145	190	13	6.693

**KÖŞEBENT/ANGLE TRIM**

	PROFİL NO	a	b	kg/m
1	2366	30	5	0.393
2	1665	39,8	9,8	1.001
3	2828	40	4	0.625
4	2851	40	5	0.528
5	2852	40	10	1.027
6	2166	41	11	1.152
7	2829	50	5	0.664
8	2830	50	10	1.298
9	2831	60	5	0.799
10	2853	60	10	1.569
11	2832	80	5	1.070
12	2862	80	6	1.279
13	2863	80	8	1.696
14	2854	80	10	2.111
15	2864	100	8	2.130
16	2855	100	10	2.563
17	2865	100	12	3.168
18	2856	120	10	3.195
19	2867	120	12	3.821
20	2868	120	15	4.728
21	2869	150	15	5.967



## ANGLE TRIM KÖŞEBENT



### KÖŞEBENT/ANGLE TRIM

	PROFİL NO	a	s	kg/m
1	1030	15	2	0.151
2	1021	20	1	0.106
3	1025	25	1.2	0.159
4	1070	30	1	0.140
5	1005	30	1.2	0.192
6	1006	40	1.2	0.257
7	1591	40	4	0.823
8	1029	50	2	0.532
9	1739	60	5	1.558
10	1496	80	2	0.856

## ANGLE TRIM KÖŞEBENT

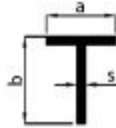


### KÖŞEBENT/ANGLE TRIM

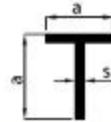
	PROFİL NO	a	b	s	kg/m
1	1077	15	30	1	0.119
2	1076	20	30	1	0.133
3	1689	20	30	1.2	0.159
4	1620	20	30	1.7	0.222
5	1007	20	40	1.2	0.192
6	1403	20	40	2	0.315
7	1008	20	60	1.2	0.257
8	1215	20	80	1.3	0.374
9	1216	20	100	1.3	0.450
10	1034	30	40	1	0.186
11	1495	30	40	2	0.368
12	1474	30	50	1.3	0.276
13	1048	40	60	1.5	0.400
14	1590	40	90	3	1.032
15	2266	50	100	5	1.965
16	1965	103	12.7	2	0.615



**T PROFİLLAR**  
**T PROFİLLER**



**T PROFİLLAR**  
**T PROFİLLER**



**T PROFİLLER/T PROFİLLER**

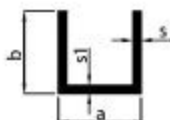
PROFİL NO	a	b	s	kg/m
2455	30	16	1,2	0,146
2779	30	40	1,5	0,279
2169	50	20	1,2	0,225
2247	50	80	2	0,611
1755-T	70	50	2	0,611
2493	120	100	5	2,913

\*( T İşareti brnaklı profil )

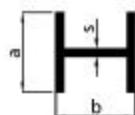
**T PROFİLLER/T PROFİLLER**

PROFİL NO	a	a	s	kg/m
1002	30	30	1,2	0,192
1258	40	40	3	0,626
1252	50	50	2	0,531
1264	50	50	5	1,287

## U PROFILES U PROFİLLER



## H PROFILES H PROFİLLER



### U PROFİLLER/U PROFILES

PROFIL NO	a	b	s	s1	kg/m	
1	1892	13.4	28	1.2	1.2	0.217
2	1575	16	14.4	1	1	0.117
3	1188	21	11	1	1	0.111
4	1880	21.4	22	1.2	1.2	0.205
5	1790	23	60	1.5	1.5	0.568
6	1223	40	15	1	1	0.184
7	2724	40	40	2	2	0.628
8	2243	43.2	25	1.1	1.1	0.279
9	2612	43.4	63	1.1	1.1	0.499
10	1467	53	29	3	4	0.950
11	1426.R	60	40	2.5	2.5	0.894
12	1737	65	42	5	5	1.883
13	1764	69	10	2	1.9	0.467
14	1738	80	45	5	5	2.167
15	1899	95	15	1	1	0.322
16	1255	140	20	1.3	1.3	0.631

### H PROFİLLER/H PROFILES

PROFIL NO	a	b	s	kg/m	
1	2170	30	13	1.5	0.264
2	2185	30	14	1.5	0.268
3	1691	30	21.2	1.1	0.232
4	1466	60	31	3	1.178
5	1679	90	31	4	1.766



**A** ASO 1.Organize Sanayi Bölgesi Dağıstan Cd. No:9  
**@** almin@alminpro'l.com.tr  
**T** 0 312 267 58 80

**f** /Alminprofil  
**t** /Alminprofil  
**e** /Alminprofil